



**Global Info Analytics**

*Analytics . Polls . Modelling*

**Special Poll**  
**Okaikwei Central, Okaikwei South,**  
**Anyaa Sowutuom & Trobu constituencies**  
**Comprehensive Report**  
**27<sup>th</sup> May 2024**



# Executive Summary

# Executive Summary

- ❑ An opinion poll by Global InfoAnalytics carried out selected constituencies in the Greater Accra region has revealed the extent of the challenge facing the governing party in what should have been its strongholds in the region six (6) months before the general election.
- ❑ In Okaikwei Central, Okaikwei South, Anyaa Sowutuom and Trobu, where the NPP won by an average of 62% in the 2020 election, now shows the leading opposition candidate, John Mahama leading in the polls with 40.5%. The current vice president and flag bearer of the governing NPP, Dr Mahamudu Bawumia is on 36%, Nana Kwame Bediako, the New Force with 1.8%, Alan Kyeremanten, Movement for Change with 1.7%. 10.4% of voters say they will not vote and 9.4% are undecided.
- ❑ In the parliamentary election, Patrick Yaw Boamah leads in Okaikwei Central with 50.5%, Baba Sadiq, 36%, 6.9% of voters do not intend to vote while 7.6% are undecided. Hon. Patrick Boamah won the seat in the 2020 election with nearly 19% margin.
- ❑ In Okaikwei South, the incumbent member of parliament's chances of retaining her seat is hanging by the thread as polls shows the race is tied with Dakoa Newman leading with 40.4%, followed closely by Ernest Adomako, 38.5%. 10.6% are undecided and 10.5% will not vote. In the 2020 election, the incumbent won her race with nearly 22% margin.

# Executive Summary

- ❑ In the Anyaa Sowutuom, Elder Emmanuel Tobin leads the race with 41.8% followed by Emmanuel A. Allotey, NDC, 31.9%, Grace Ashley, Movement for Change, 2.7%, undecided, 10.1% and I will not vote, 13.5%. Hon. Dickson Adomako Kissi, the outgoing member of parliament, won the seat in the 2020 elections with nearly 30% margin.
- ❑ In the Trobu constituency, where Gloria Owusu, the NPP parliamentary candidate who ousted Hon. Moses Anim, leads with 44.8%, Dr John Kofi Halm with 36.7%, others, 0.5%, undecided, 5.8% and I will not vote, 12.2%. Hon. Moses Anim won the 2020 elections with nearly 28% margin.
- ❑ Analysis of the poll shows that in all the four BLUE constituencies, there is strong evidence from the data to suggest “skirt and blouse voting” tactical voting as all NPP candidates outperform their presidential candidate.
- ❑ On the question of voter inducement through projects during the election period, the poll shows that only 28% of voters will vote for the government if they embark on projects just in time for the elections, 64% will not be influenced to vote for the governing party and 5% are indifferent.
- ❑ Again, on whether the One-Student-One-tablet policy is likely to influence voters in the December election, only 31% said it will influence them to vote for the government, 64% said it will not influence them while 5% were indifferent.



# Methodology & Approach

# Methodology

	<b>Overall</b>	<b>Okaikwei Central</b>	<b>Okaikwei South</b>	<b>Anyaa/ Sowutuom</b>	<b>Trobu</b>
<b>Sample</b>	<b>2,224</b>	<b>553</b>	<b>553</b>	<b>553</b>	<b>565</b>
<b>Confidence Level</b>	<b>95%</b>	<b>95%</b>	<b>95%</b>	<b>95%</b>	<b>95%</b>
<b>MoE</b>	<b>2.0%</b>	<b>4.1%</b>	<b>4.1%</b>	<b>4.1%</b>	<b>4.0%</b>

# Methodology

- The Electoral Commission's 2020 voters2 register was used as sample frame.
- Voters were sampled randomly from Electoral Areas of the constituencies
- Results of the poll are presented using "All Voters' model
- Only registered voters were interviewed.
- Field interviews were conducted between 21<sup>st</sup> to 24<sup>th</sup> May 2024
- Demographic analysis of the results would have higher margin of error.



# Electoral Area Sample Allocation



# Electoral Areas Allocations

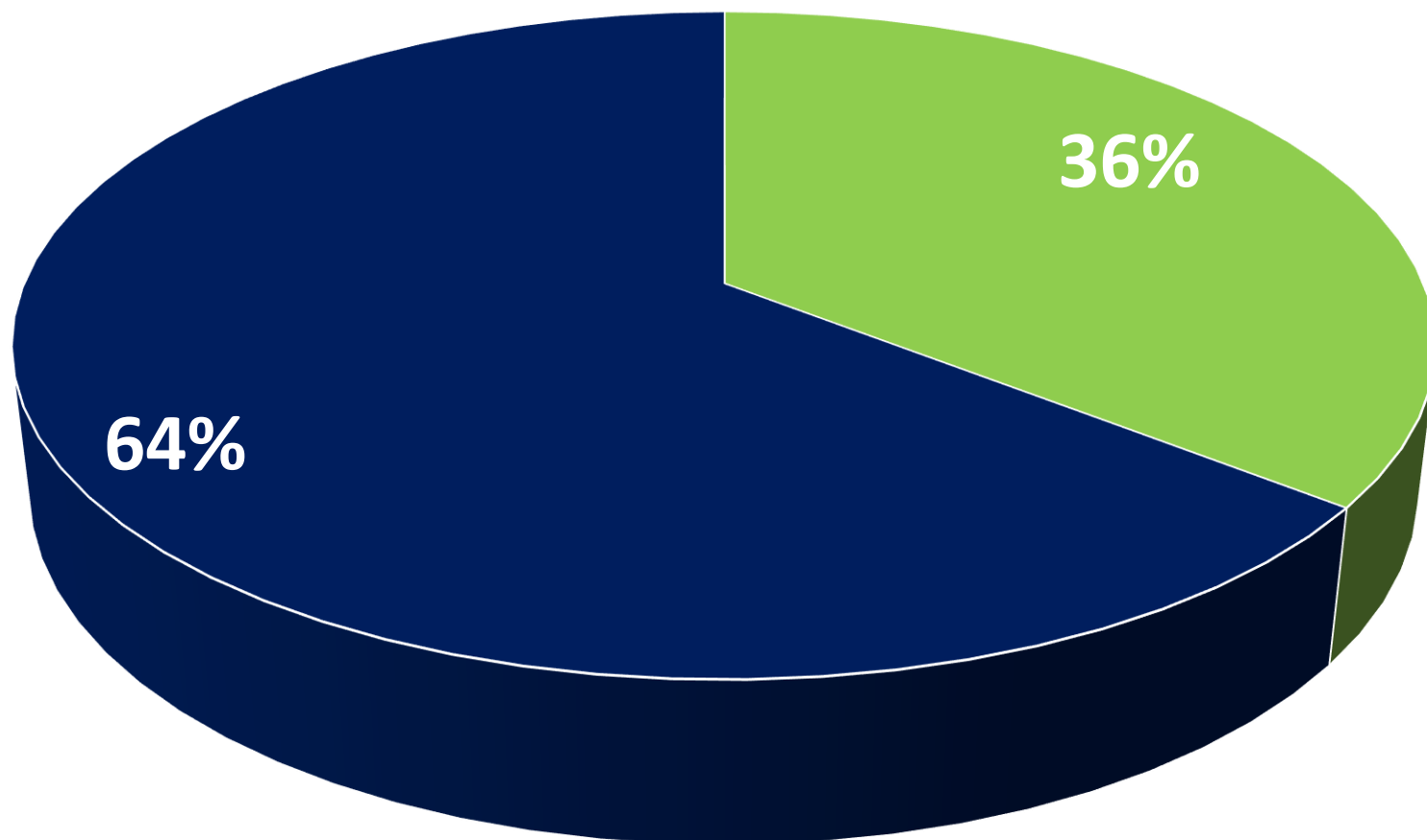
		Gender		
		Male	Female	Total
<b>Electoral Area-Okaikwei Central</b>	GBEMOMO	78	50	128
	OLENGELE KOONA	69	49	118
	WUOYEMAN	72	37	109
	BLEMA GOR	72	35	107
	APENKWA	63	28	91
	<b>Total</b>	<b>354</b>	<b>199</b>	<b>553</b>
<b>Electoral Area-Okaikwei South</b>	BUBUI	74	36	110
	KANESHIE	54	44	98
	AVENOR	41	32	73
	GONTEN	59	10	69
	AWUDOME	34	25	59
	MUKOSE	32	17	49
	BUBIASHIE	30	20	50
	KANTEIAN	25	20	45
<b>Total</b>	<b>349</b>	<b>204</b>	<b>553</b>	
<b>Electoral Area-Anyaa Sowutuom</b>	NII OKAIMAN EAST	68	35	103
	AWOSHIE	72	29	101
	SOWUTUOM	52	41	93
	LOMNAVA	50	38	88
	ABLEKUMA	71	14	85
	ANYAA WEST	63	20	83
	<b>Total</b>	<b>376</b>	<b>177</b>	<b>553</b>
<b>Electoral Area-Trobu</b>	POKUASE	96	44	140
	TANTRA	56	60	116
	ASOFA	66	50	116
	OFANKOR SOUTH	63	38	101
	TROBU	72	20	92
	<b>Total</b>	<b>353</b>	<b>212</b>	<b>565</b>





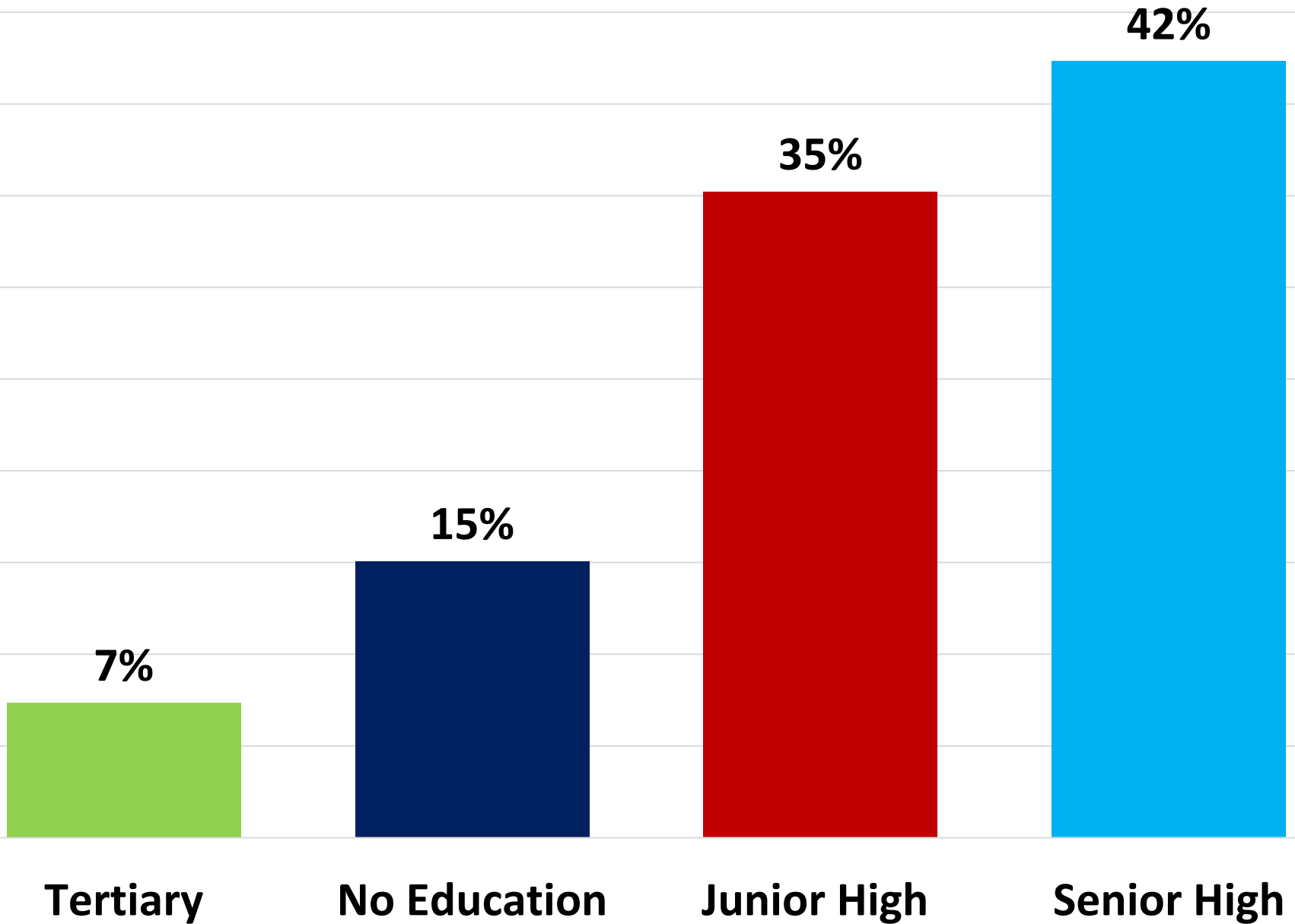
# Key Demographics

# Gender

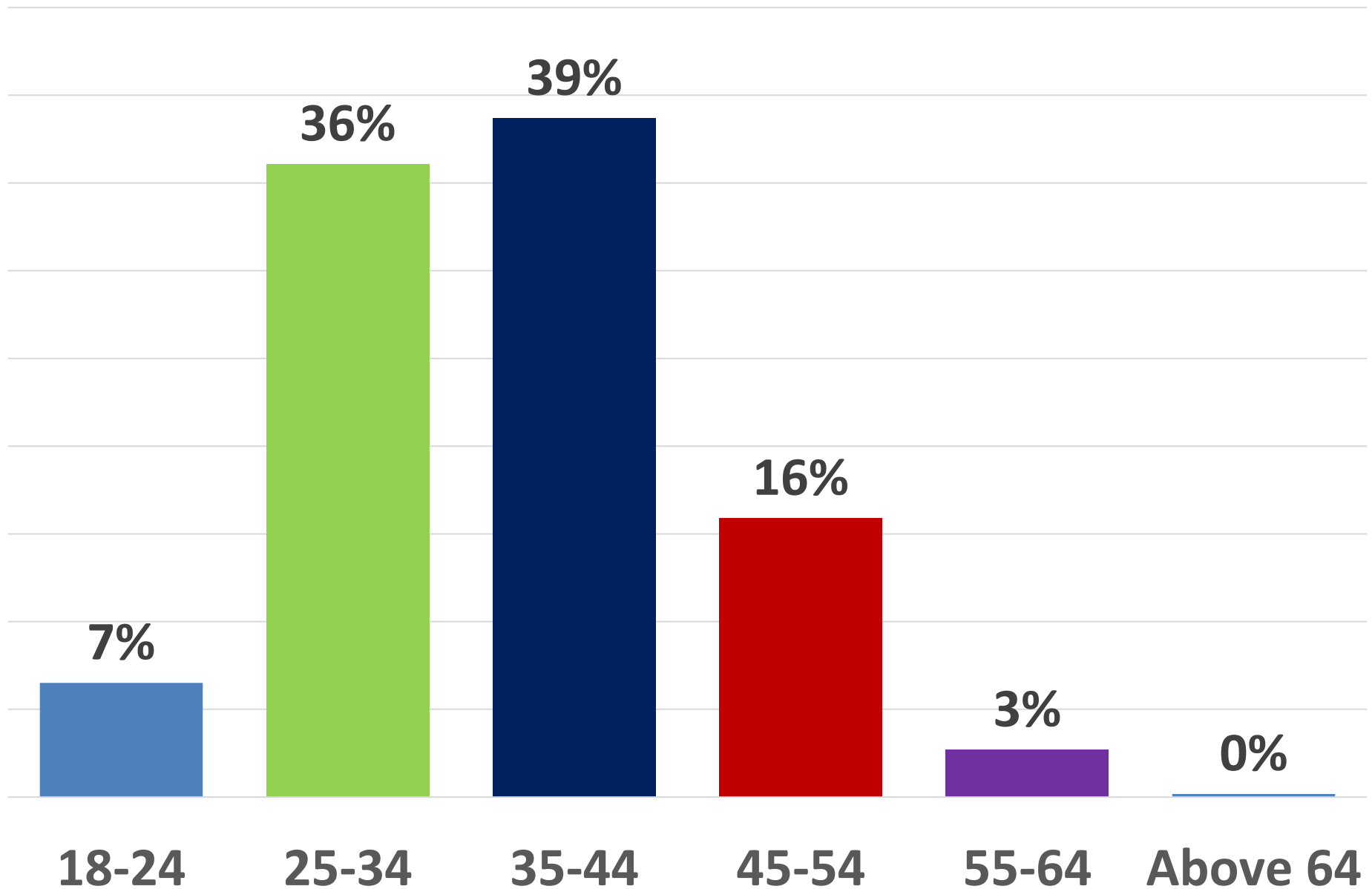


■ Female ■ Male

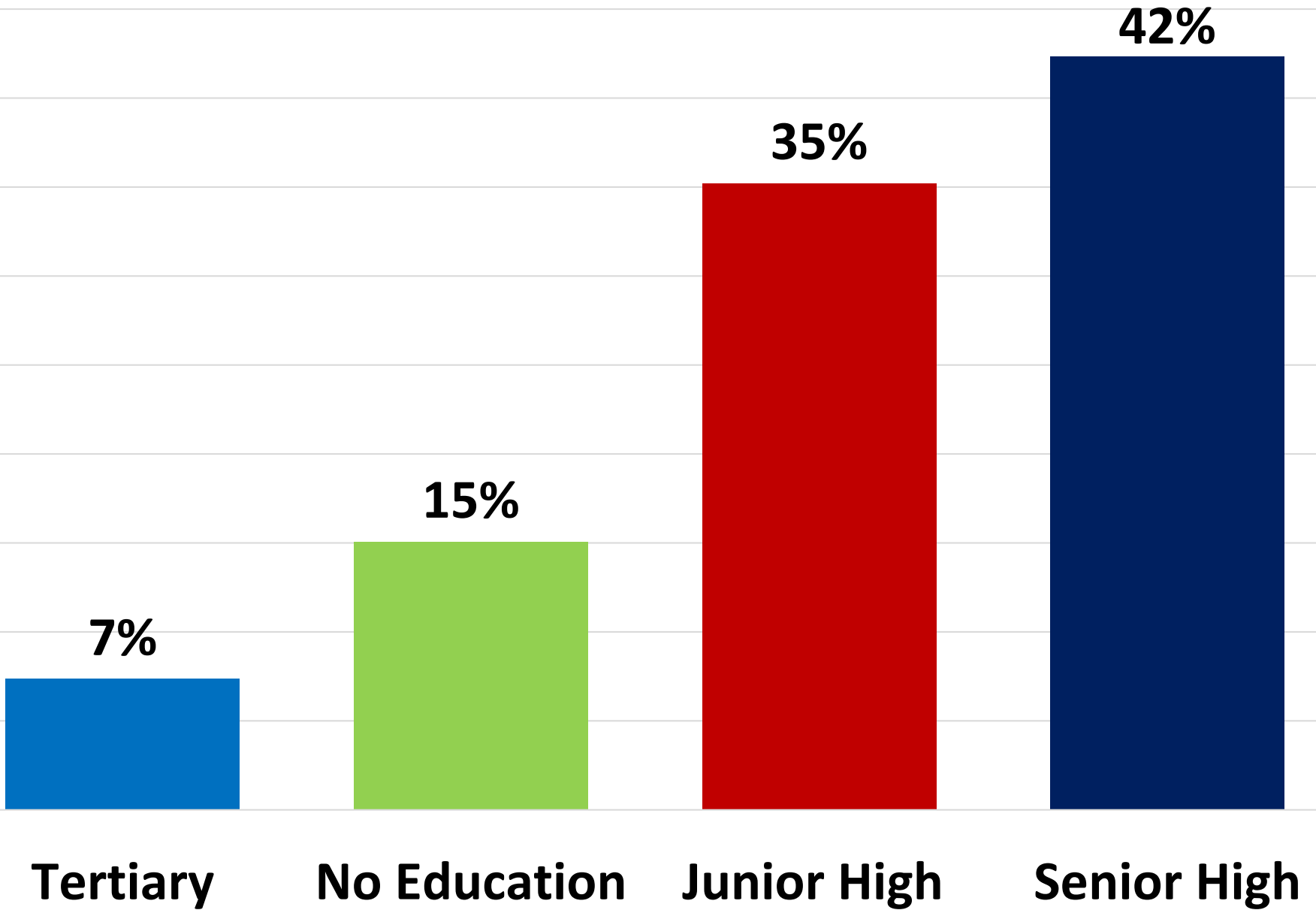
# Education



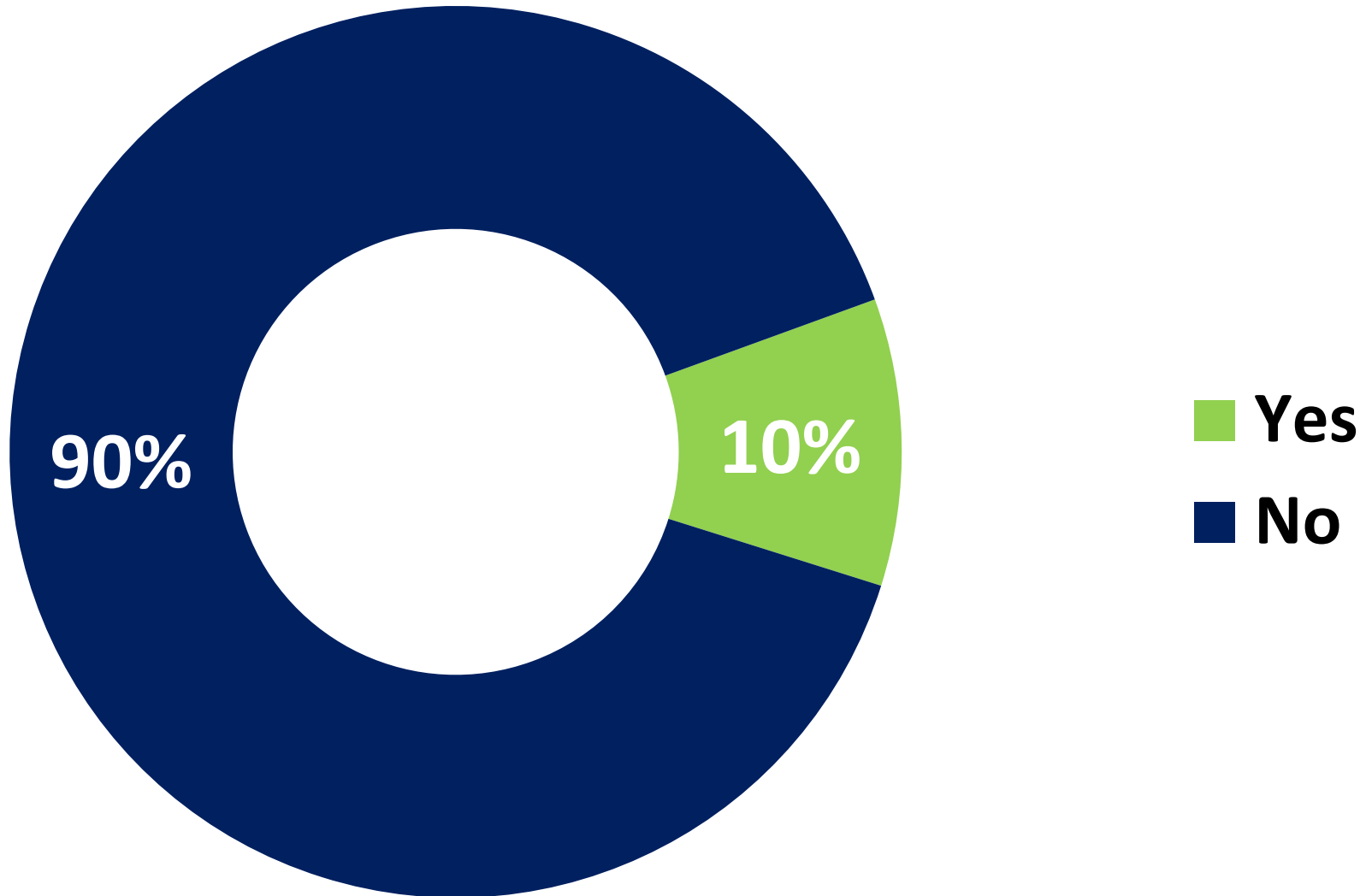
# Age groups



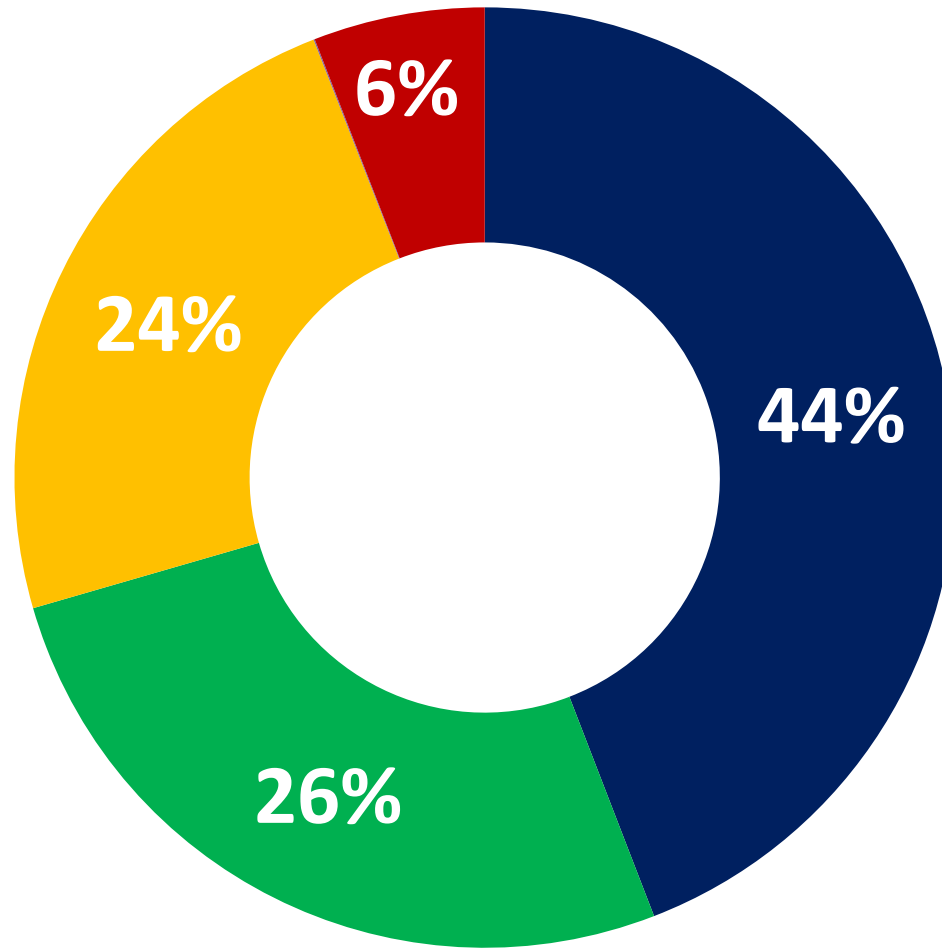
# Education



# Are you a first-time voter?



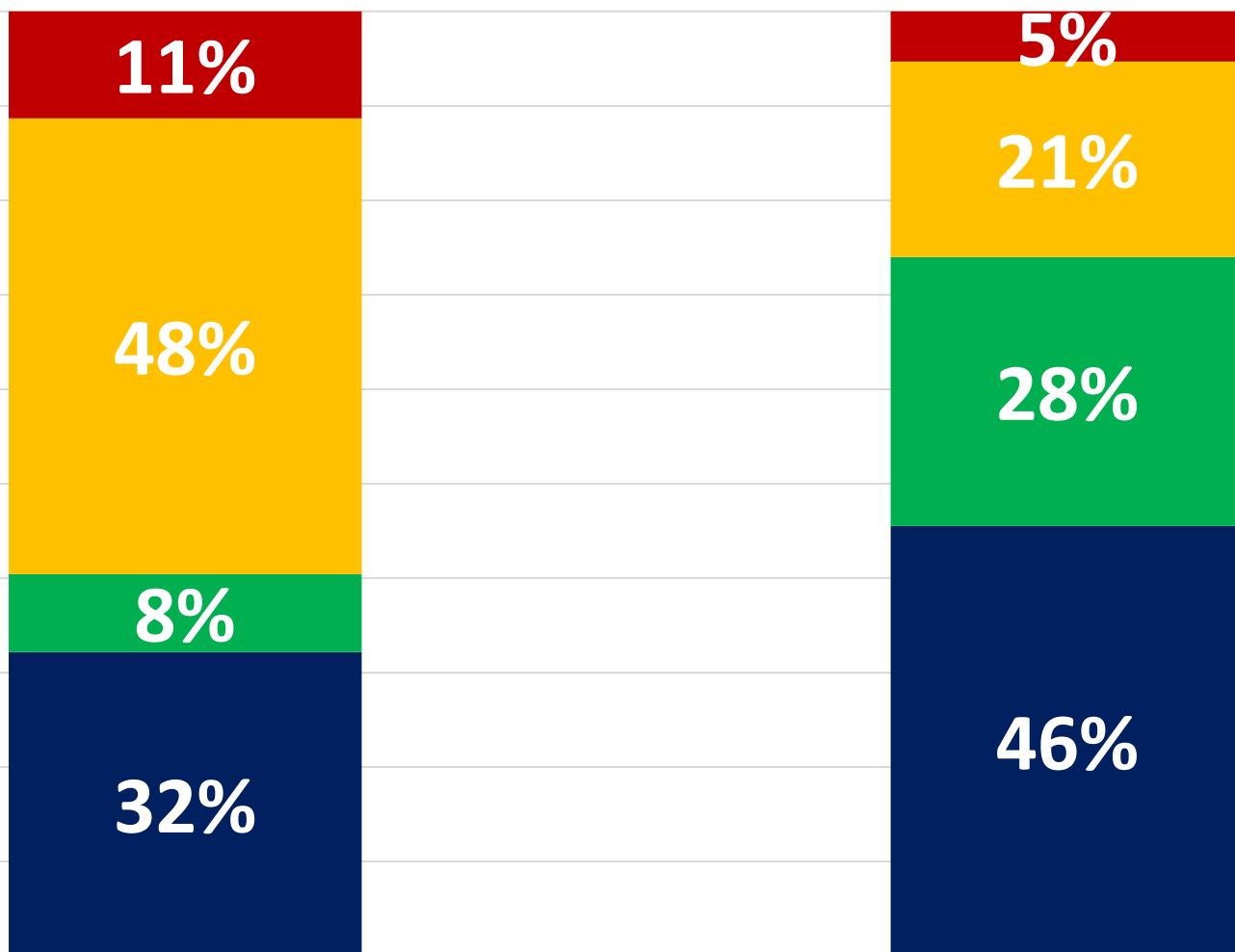
# Party Affiliation



■ NPP ■ NDC ■ Floating Voters ■ Other Parties ■ Not Disclosed



# Are you a first-time voters? Party Affiliations



Yes

No

■ NPP ■ NDC ■ FV ■ Others ■ Not Discl.

# Party Affiliations – Constituencies

	Okaikwei Central	Okaikwei South	Anyaa/ Sowutuom	Trobu
<b>NPP</b>	<b>44%</b>	<b>40%</b>	<b>46%</b>	<b>45%</b>
<b>NDC</b>	<b>26%</b>	<b>30%</b>	<b>27%</b>	<b>24%</b>
<b>FV</b>	<b>24%</b>	<b>22%</b>	<b>22%</b>	<b>24%</b>
<b>Others</b>	<b>0%</b>	<b>0%</b>	<b>0%</b>	<b>0%</b>
<b>Not Discl.</b>	<b>6%</b>	<b>8%</b>	<b>6%</b>	<b>7%</b>



**Global Info Analytics**

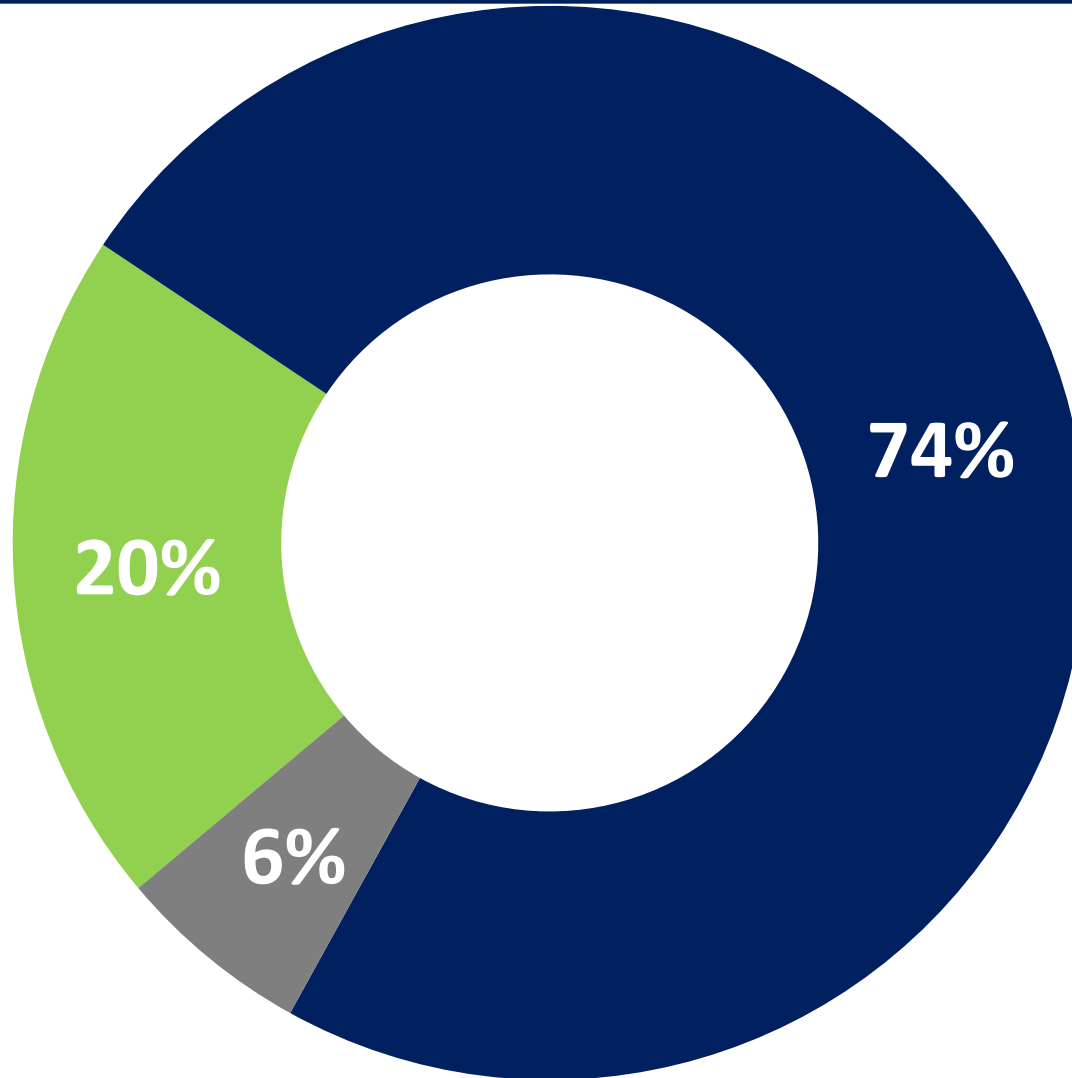
*Analytics . Polls . Modelling*

# Governance & Standard of living



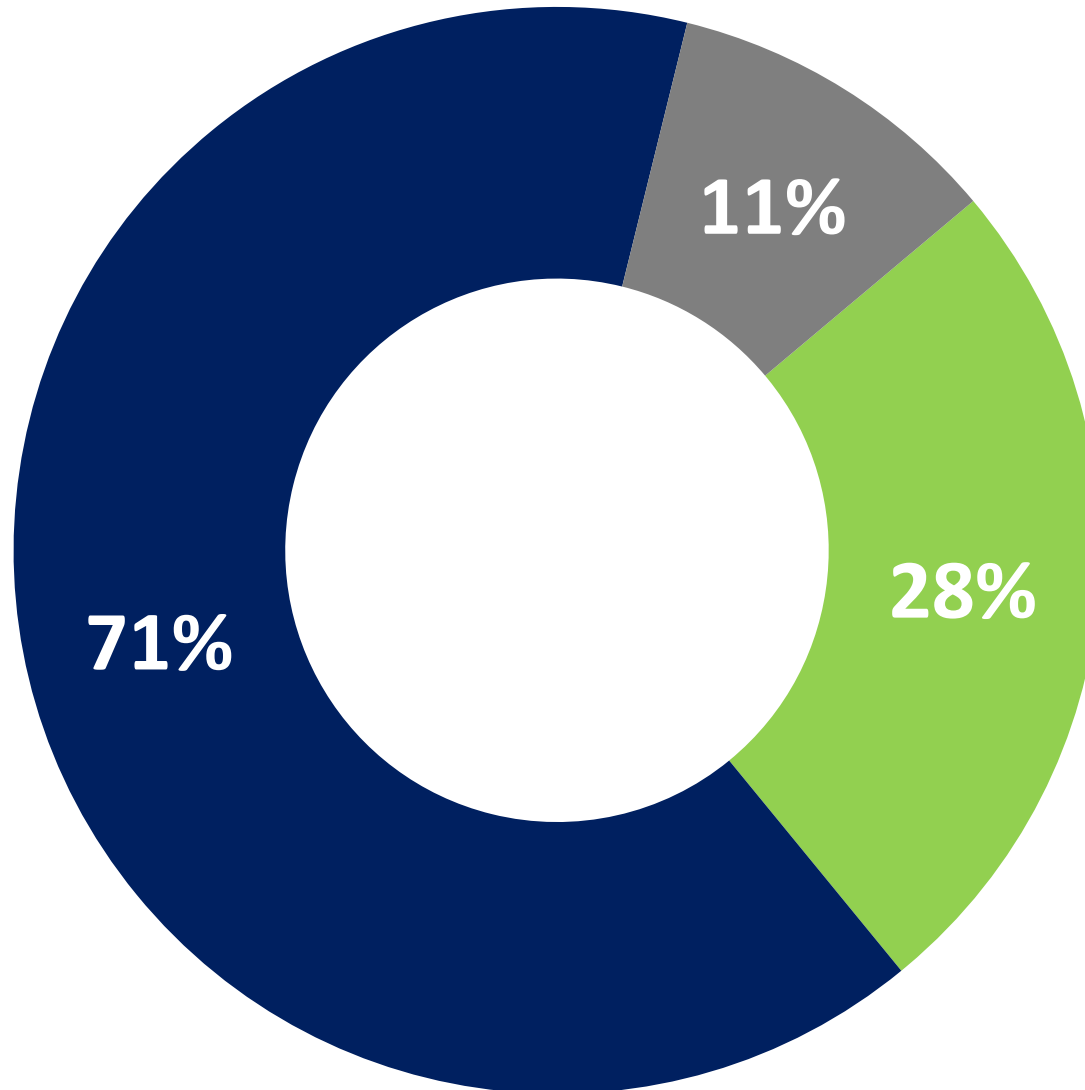
**Global Info Analytics**  
*Analytics . Polls . Modelling*

Would you say things in this country today are generally headed in the right direction or wrong direction?



■ Right Direction   ■ Wrong Direction   ■ No opinion

# Do you approve or disapprove of the way H.E. Nana Akuffo Addo is doing his job as president?

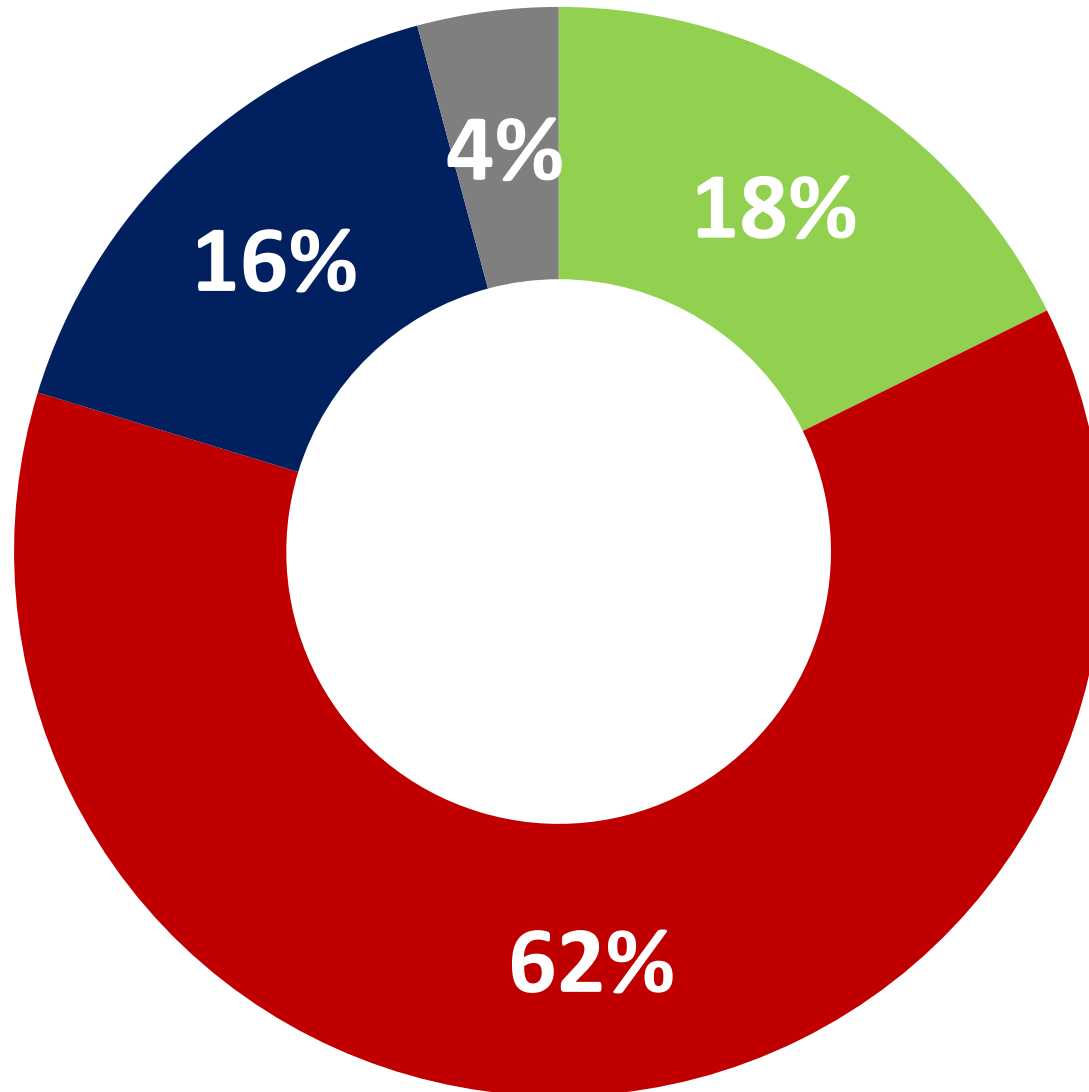


 **Approved**     **Disapproved**     **No opinion**

# Do you approve or disapprove of the way H.E. Nana Akuffo Addo is doing his job as president? Party Affiliations

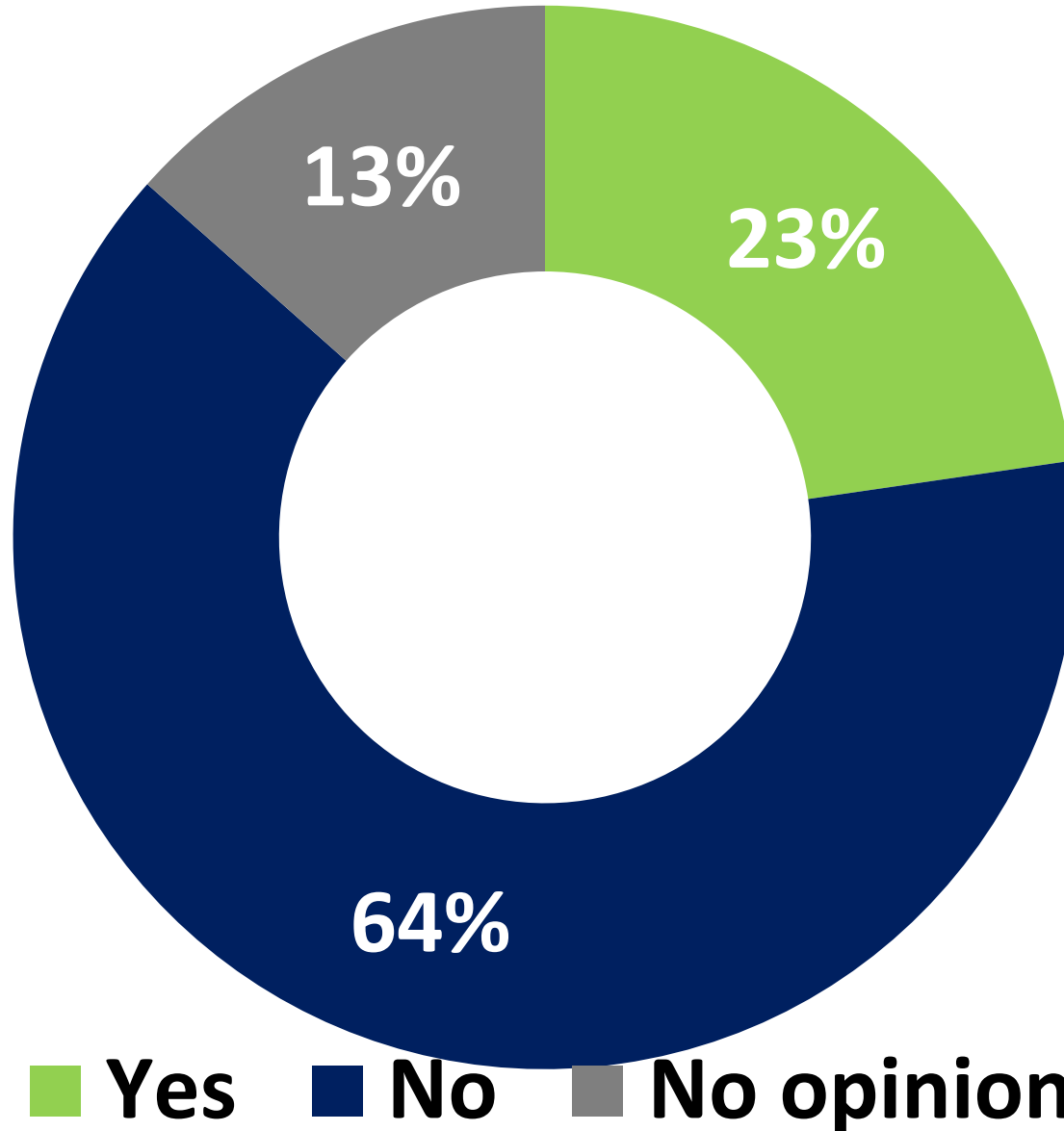
	NPP	NDC	FV	Other	Not Discl
Approve	45%	2%	20%	0%	15%
Disapprove	53%	97%	70%	100%	70%
No opinion	2%	1%	10%	0%	15%
<b>Total</b>	<b>100%</b>	<b>100%</b>	<b>100%</b>	<b>100%</b>	<b>100%</b>

# Compared to the year before, which of the following best describes your standard of living?



 Improved  Worsened  Unchanged  No opinion

# Are you optimistic your standard of living will improve in the next 12 months?

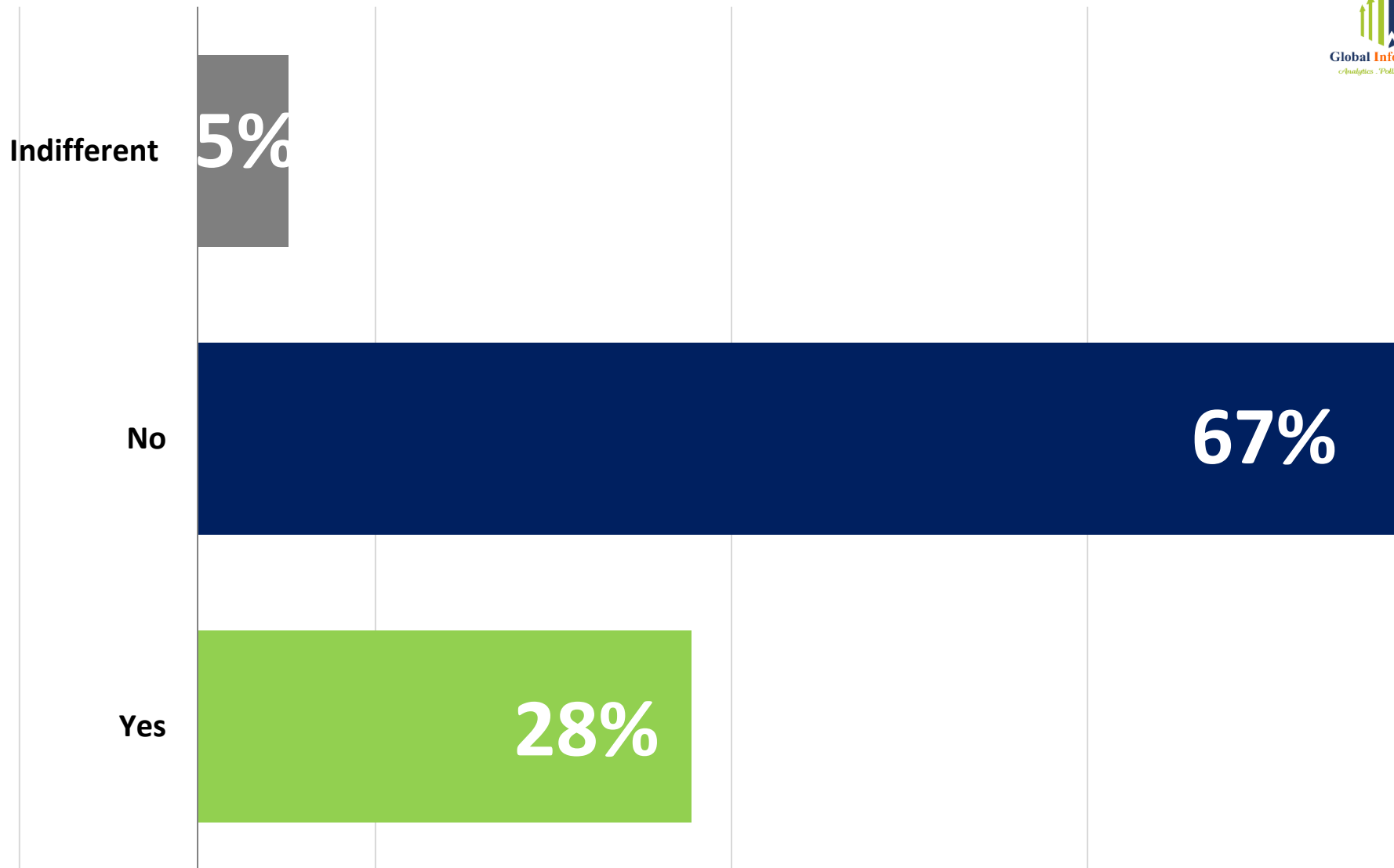






# Inducement and vote buying

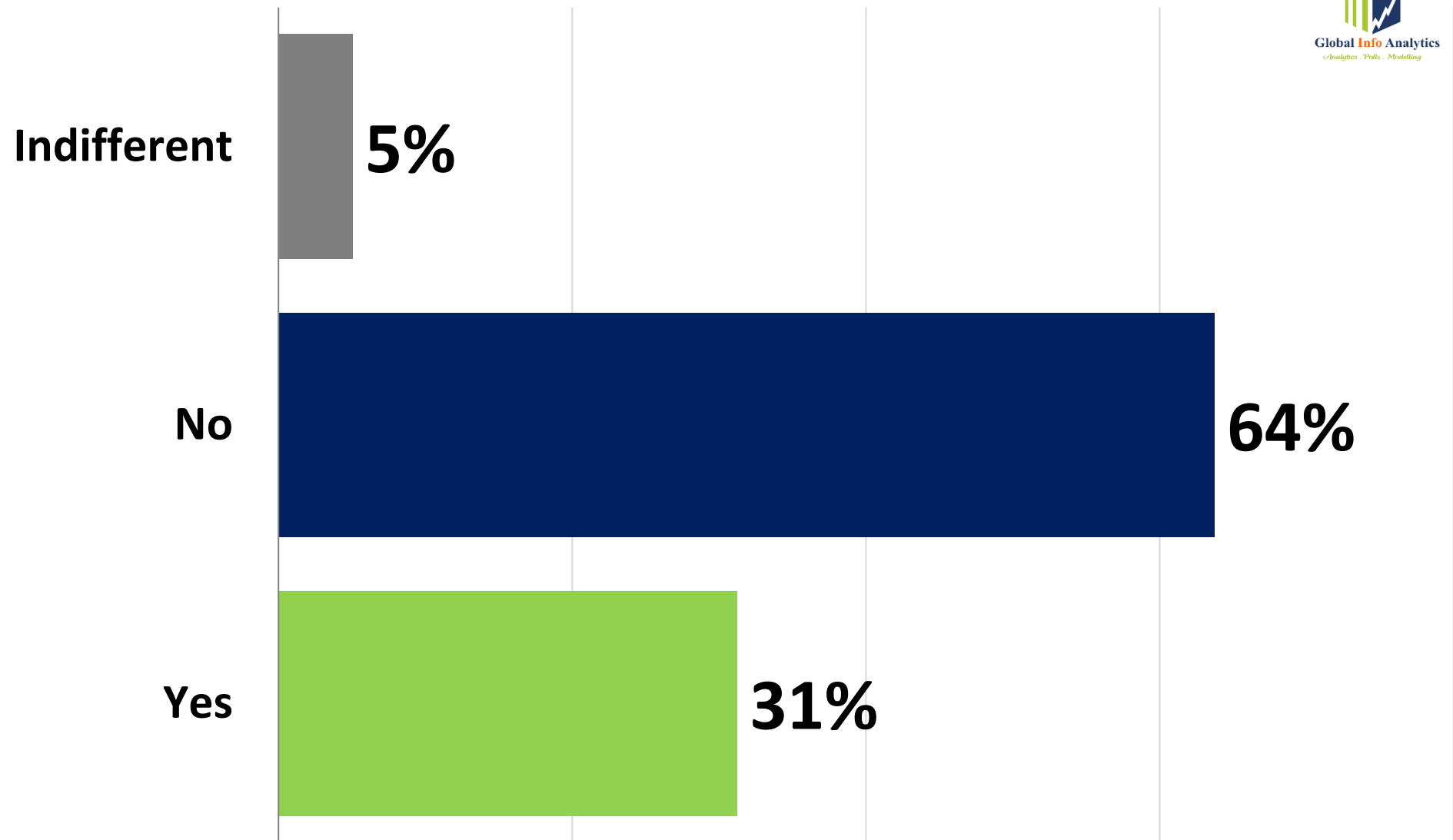
# If the government embarks on projects just in time for the election, will that influence you to vote for the governing party- NPP?



# What action would you take if you were offered an inducement to vote for a particular candidate?

<b>ACTION</b>	<b>%</b>
Reject and vote against the candidate even if he is from my party	<b>5%</b>
Accept and vote for the candidate even if he/she is not from party	<b>5%</b>
Accept but will not vote at all in the elections	<b>8%</b>
Accept but vote against the candidate	<b>9%</b>
Reject but vote for the candidate if he/she is my choice	<b>10%</b>
Accept and vote for my party's candidate	<b>63%</b>
<b>TOTA</b>	<b>100%</b>

# Will the One-Student-One-Tablet policy influence you to vote for the NPP government in the December 2024 election?

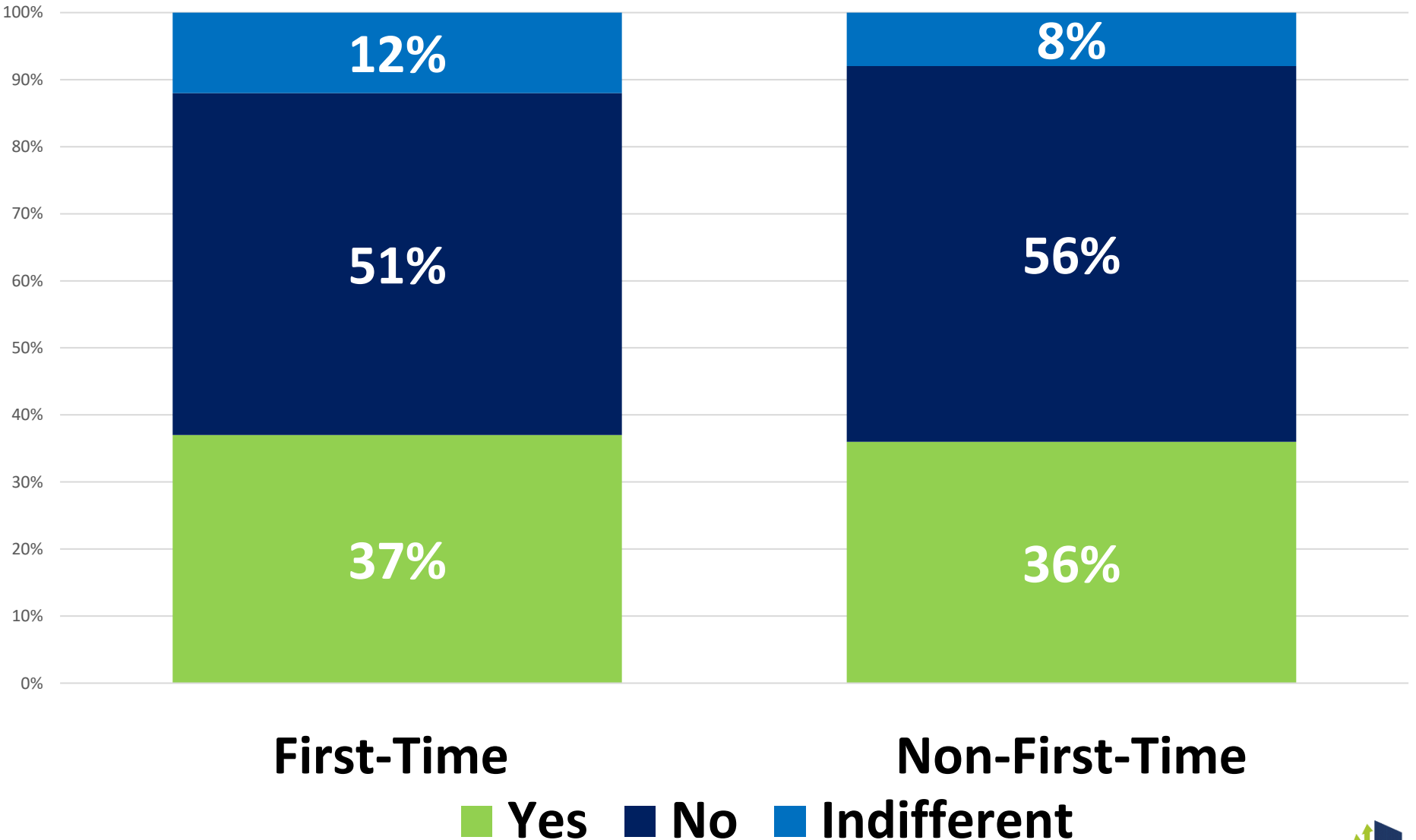


# Will the One-Student-One-Tablet policy influence you to vote for the NPP government in the December 2024 election?

## Education

	<b>Yes</b>	<b>No</b>	<b>Indiff.</b>	<b>Total</b>
<b>JHS</b>	24%	65%	11%	<b>100%</b>
<b>SHS</b>	21%	67%	12%	<b>100%</b>
<b>Tertiary</b>	15%	54%	31%	<b>100%</b>
<b>No Education</b>	33%	54%	13%	<b>100%</b>

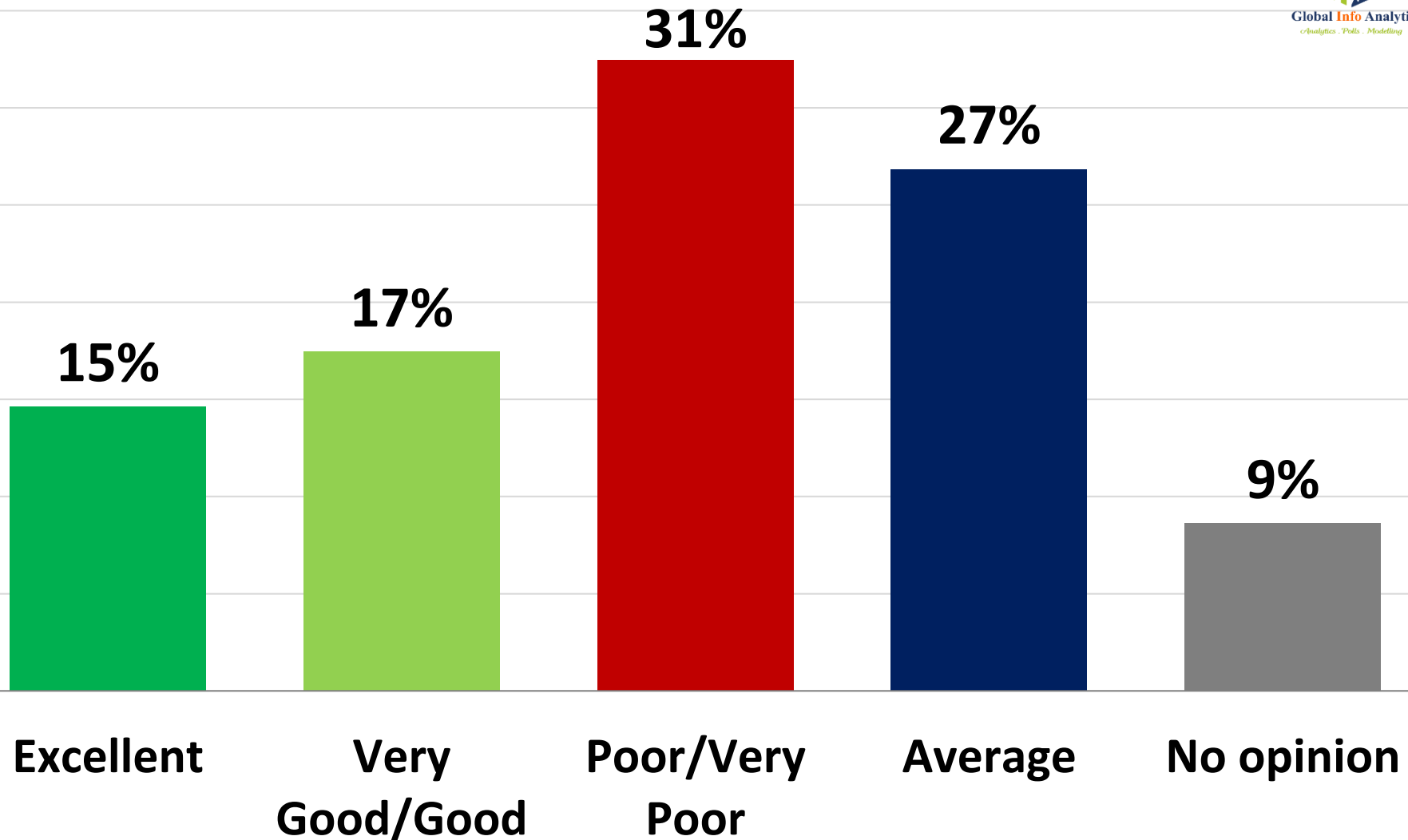
# Will the One-Student-One-Tablet policy influence you to vote for the NPP government in the December 2024 election- First-Time and non-first-time voters who are students





# Performance of MPs and Parliamentary Elections

# How would you rate the performance of your Member of Parliament?



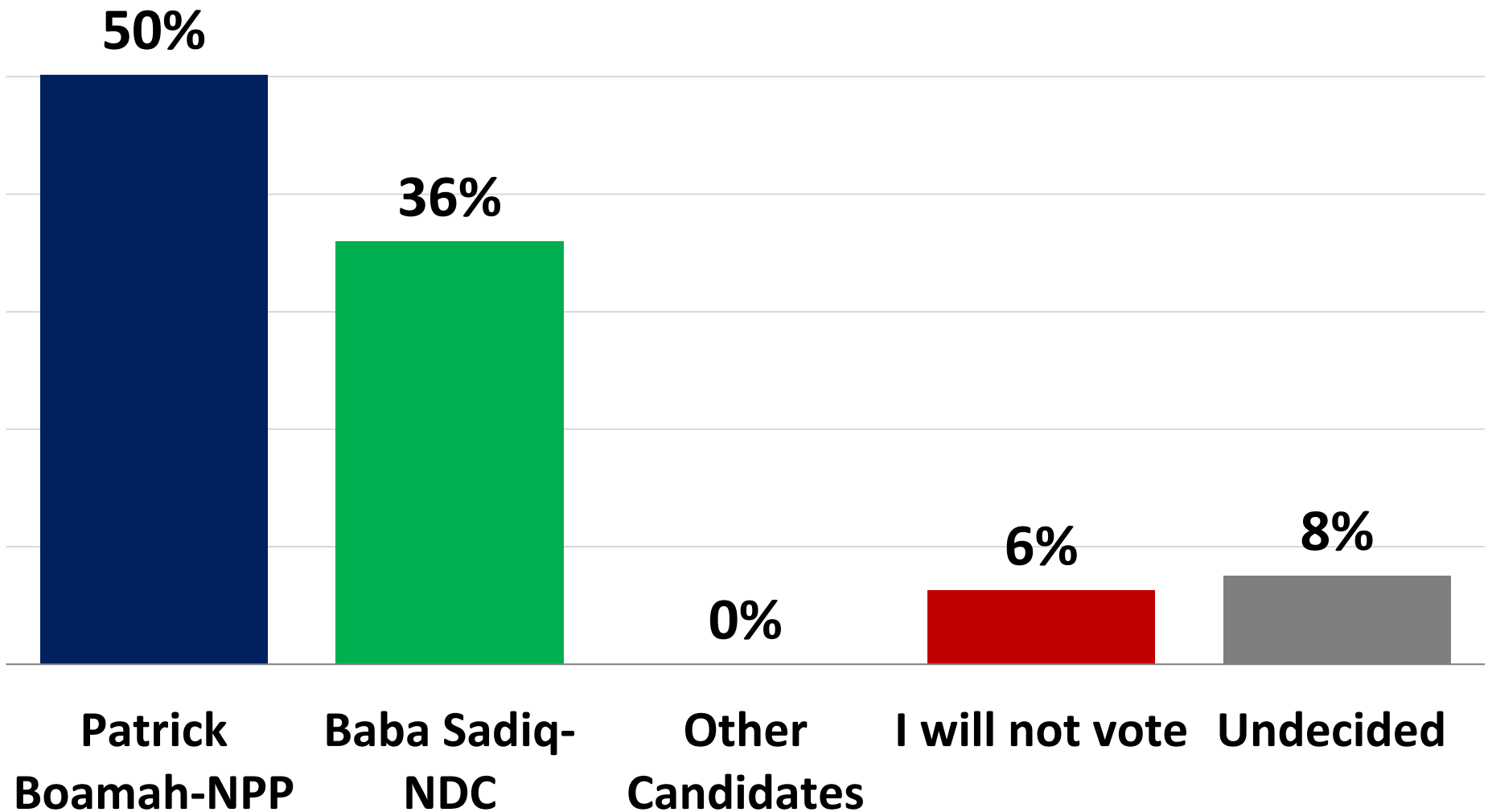


# How would you rate the performance of your Member of Parliament?

	Okaikwei Central	Okaikwei South	Anyaa/ Sowutuom	Trobu
<b>Excellent</b>	<b>26%</b>	<b>14%</b>	<b>11%</b>	<b>7%</b>
<b>V.Good/Good</b>	<b>24%</b>	<b>13%</b>	<b>18%</b>	<b>14%</b>
<b>Average</b>	<b>26%</b>	<b>27%</b>	<b>21%</b>	<b>32%</b>
<b>V.Poor/Poor</b>	<b>16%</b>	<b>34%</b>	<b>40%</b>	<b>41%</b>
<b>No opinion</b>	<b>8%</b>	<b>12%</b>	<b>9%</b>	<b>5%</b>

# Which of the following candidate do you intend to vote for in the 2024 parliamentary elections in Okaikwei Central? All voters model

## Okaikwei Central Parliamentary Elections



# Who would you vote for in the December election?

## Party Affiliation

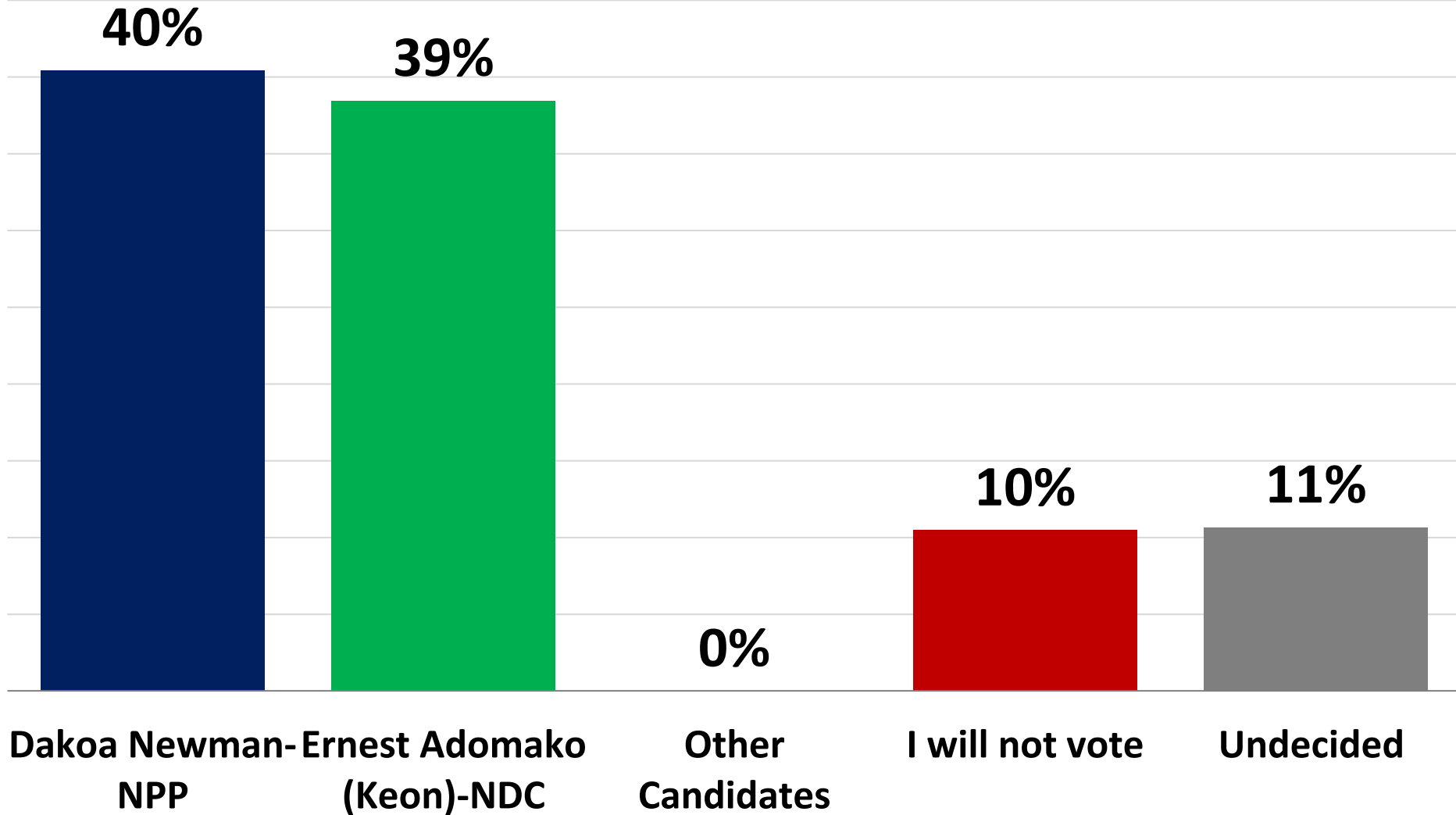
	<b>NPP</b>	<b>NDC</b>	<b>FV</b>	<b>OTHERS</b>	<b>NOT DISCL.</b>
<b>Patrick Boamah</b>	<b>87%</b>	<b>12%</b>	<b>43%</b>	<b>0%</b>	<b>30%</b>
<b>Baba Sadiq</b>	<b>7%</b>	<b>87%</b>	<b>25%</b>	<b>0%</b>	<b>20%</b>
<b>Other Candidates</b>	<b>0%</b>	<b>0%</b>	<b>0%</b>	<b>0%</b>	<b>0%</b>
<b>I will not vote</b>	<b>4%</b>	<b>1%</b>	<b>16%</b>	<b>0%</b>	<b>14%</b>
<b>Undecided</b>	<b>2%</b>	<b>1%</b>	<b>17%</b>	<b>0%</b>	<b>36%</b>
	<b>100%</b>	<b>100%</b>	<b>100%</b>	<b>0%</b>	<b>100%</b>

# How 2020 and new voters intend to vote in the 2024 parliamentary elections- Okaikwei Central

	<b>NPP</b>	<b>NDC</b>	<b>Others</b>	<b>I did not vote</b>	<b>Not Discl.</b>
<b>Patrick Boamah</b>	<b>74%</b>	<b>10%</b>	<b>0%</b>	<b>36%</b>	<b>28%</b>
<b>Baba Sadiq</b>	<b>18%</b>	<b>89%</b>	<b>0%</b>	<b>11%</b>	<b>17%</b>
<b>Others</b>	<b>0%</b>	<b>0%</b>	<b>0%</b>	<b>0%</b>	<b>0%</b>
<b>I will not vote</b>	<b>4%</b>	<b>1%</b>	<b>0%</b>	<b>22%</b>	<b>22%</b>
<b>Undecided</b>	<b>4%</b>	<b>0%</b>	<b>0%</b>	<b>31%</b>	<b>33%</b>
<b>Total</b>	<b>100%</b>	<b>100%</b>	<b>100%</b>	<b>100%</b>	<b>100%</b>

# Which of the following candidate do you intend to vote for in the 2024 parliamentary elections in Okaikwei South?

## Okaikwei South Parliamentary Elections



# Who would you vote for in the December election?

## Party Affiliation

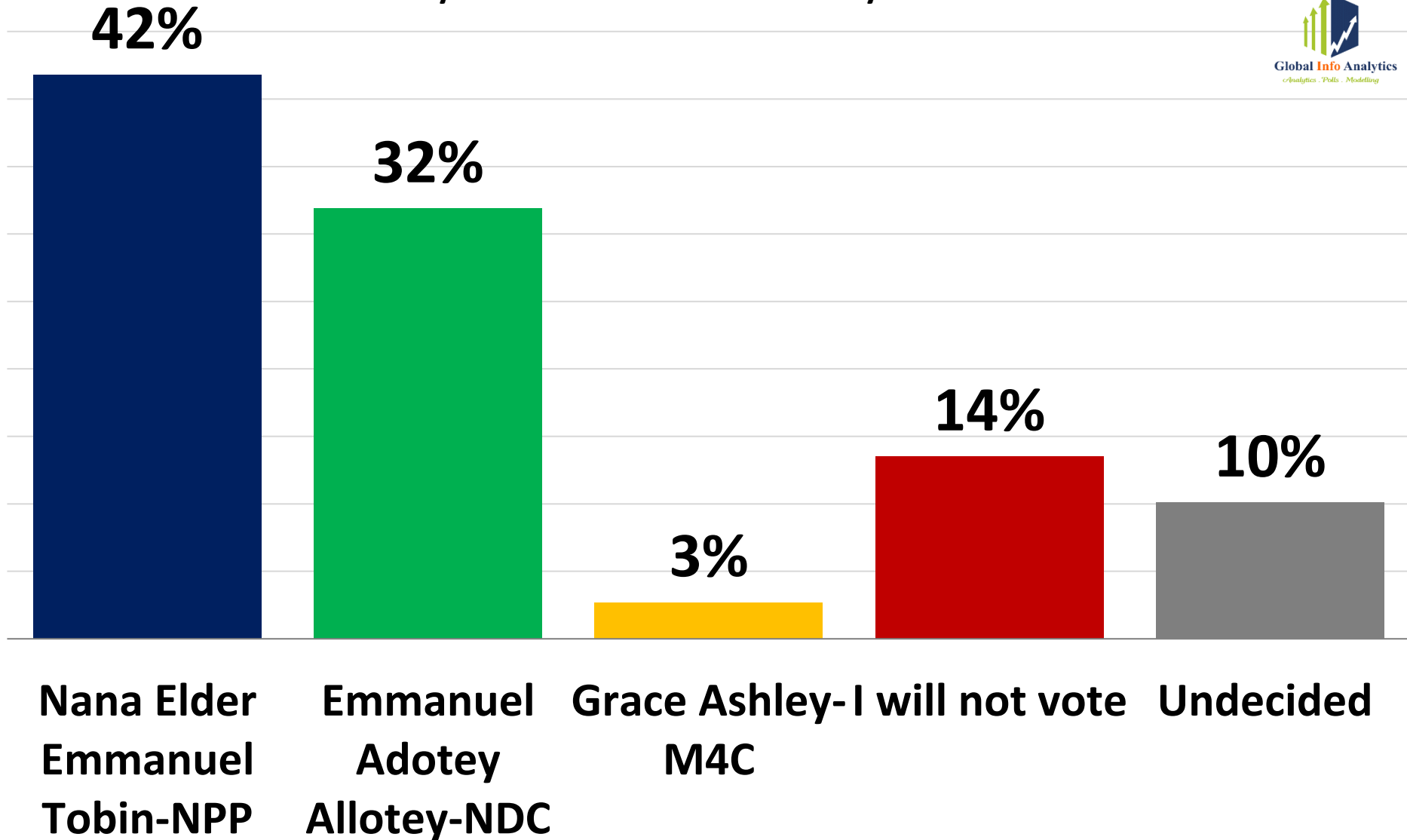
	<b>NPP</b>	<b>NDC</b>	<b>FV</b>	<b>OTHERS</b>	<b>NOT DISCL.</b>
<b>Dakoa Newman</b>	<b>73%</b>	<b>1%</b>	<b>24%</b>	<b>0%</b>	<b>31%</b>
<b>Ernest Adomako</b>	<b>10%</b>	<b>96%</b>	<b>32%</b>	<b>0%</b>	<b>19%</b>
<b>Others</b>	<b>0%</b>	<b>0%</b>	<b>0%</b>	<b>0%</b>	<b>0%</b>
<b>I will not vote</b>	<b>11%</b>	<b>1%</b>	<b>16%</b>	<b>0%</b>	<b>28%</b>
<b>Undecided</b>	<b>6%</b>	<b>1%</b>	<b>28%</b>	<b>0%</b>	<b>22%</b>
<b>Total</b>	<b>100%</b>	<b>100%</b>	<b>100%</b>	<b>0%</b>	<b>100%</b>

# How 2020 and new voters intend to vote in the 2024 parliamentary elections –Okaikwei South

	<b>NPP</b>	<b>NDC</b>	<b>Others</b>	<b>I did not vote</b>	<b>Not Discl.</b>
<b>Dakoa Newman</b>	<b>59%</b>	<b>9%</b>	<b>0%</b>	<b>19%</b>	<b>25%</b>
<b>E. Adomako</b>	<b>25%</b>	<b>89%</b>	<b>0%</b>	<b>24%</b>	<b>13%</b>
<b>Others</b>	<b>0%</b>	<b>0%</b>	<b>0%</b>	<b>0%</b>	<b>0%</b>
<b>I will not vote</b>	<b>8%</b>	<b>1%</b>	<b>100%</b>	<b>32%</b>	<b>27%</b>
<b>Undecided</b>	<b>8%</b>	<b>1%</b>	<b>0%</b>	<b>24%</b>	<b>36%</b>
<b>Total</b>	<b>100%</b>	<b>100%</b>	<b>100%</b>	<b>100%</b>	<b>100%</b>

# Which of the following candidate do you intend to vote for in the 2024 parliamentary elections in Anyaa/Sowutuom constituency?

Anyaa Sowutuom Parliamentary Elections





# Who would you vote for in the December election?

## Party Affiliation

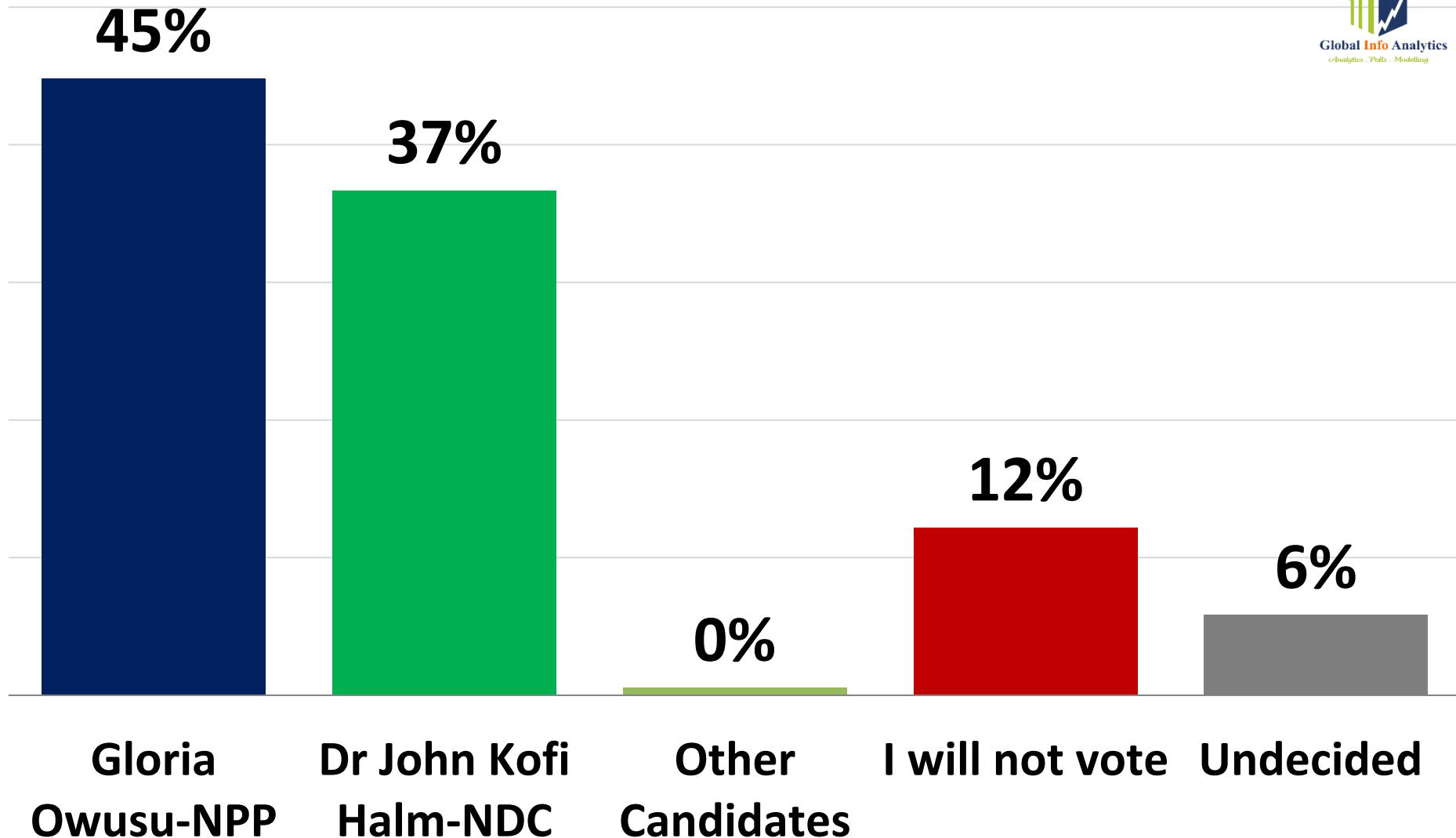
	<b>NPP</b>	<b>NDC</b>	<b>FV</b>	<b>OTHERS</b>	<b>NOT DISCL.</b>
<b>Nana Tobin</b>	<b>73%</b>	<b>7%</b>	<b>29%</b>	<b>0%</b>	<b>11%</b>
<b>Adotey Allotey</b>	<b>10%</b>	<b>91%</b>	<b>18%</b>	<b>0%</b>	<b>17%</b>
<b>Grace Ashley</b>	<b>2%</b>	<b>1%</b>	<b>5%</b>	<b>0%</b>	<b>0%</b>
<b>I will not vote</b>	<b>13%</b>	<b>0%</b>	<b>23%</b>	<b>100%</b>	<b>31%</b>
<b>Undecided</b>	<b>2%</b>	<b>1%</b>	<b>26%</b>	<b>0%</b>	<b>42%</b>
<b>Total</b>	<b>100%</b>	<b>100%</b>	<b>100%</b>	<b>100%</b>	<b>100%</b>

# How 2020 and new voters intend to vote in the 2024 parliamentary elections –Anyaa/Sowutuom

	<b>NPP</b>	<b>NDC</b>	<b>Others</b>	<b>I did not vote</b>	<b>Not Discl.</b>
<b>Elder Tobin-NPP</b>	<b>65%</b>	<b>5%</b>	<b>0%</b>	<b>12%</b>	<b>12%</b>
<b>E. A. Allotey-NDC</b>	<b>16%</b>	<b>92%</b>	<b>0%</b>	<b>6%</b>	<b>9%</b>
<b>Grace Ashley</b>	<b>4%</b>	<b>1%</b>	<b>0%</b>	<b>2%</b>	<b>0%</b>
<b>I will not vote</b>	<b>11%</b>	<b>0%</b>	<b>0%</b>	<b>47%</b>	<b>30%</b>
<b>Undecided</b>	<b>4%</b>	<b>2%</b>	<b>100%</b>	<b>33%</b>	<b>49%</b>
<b>Total</b>	<b>100%</b>	<b>100%</b>	<b>100%</b>	<b>100%</b>	<b>100%</b>

# Which of the following candidate do you intend to vote for in the 2024 parliamentary elections in Trobu?

## Trobu Parliamentary Elections



# Who would you vote for in the December election?

## Party Affiliation

	<b>NPP</b>	<b>NDC</b>	<b>FV</b>	<b>OTHERS</b>	<b>NOT DISCL.</b>
<b>Gloria Owusu</b>	<b>72%</b>	<b>3%</b>	<b>38%</b>	<b>0%</b>	<b>16%</b>
<b>Dr John Halm</b>	<b>9%</b>	<b>96%</b>	<b>33%</b>	<b>0%</b>	<b>21%</b>
<b>Others</b>	<b>1%</b>	<b>0%</b>	<b>1%</b>	<b>0%</b>	<b>0%</b>
<b>I will not vote</b>	<b>14%</b>	<b>1%</b>	<b>15%</b>	<b>0%</b>	<b>47%</b>
<b>Undecided</b>	<b>4%</b>	<b>0%</b>	<b>13%</b>	<b>0%</b>	<b>16%</b>
<b>Total</b>	<b>100%</b>	<b>100%</b>	<b>100%</b>	<b>0%</b>	<b>100%</b>

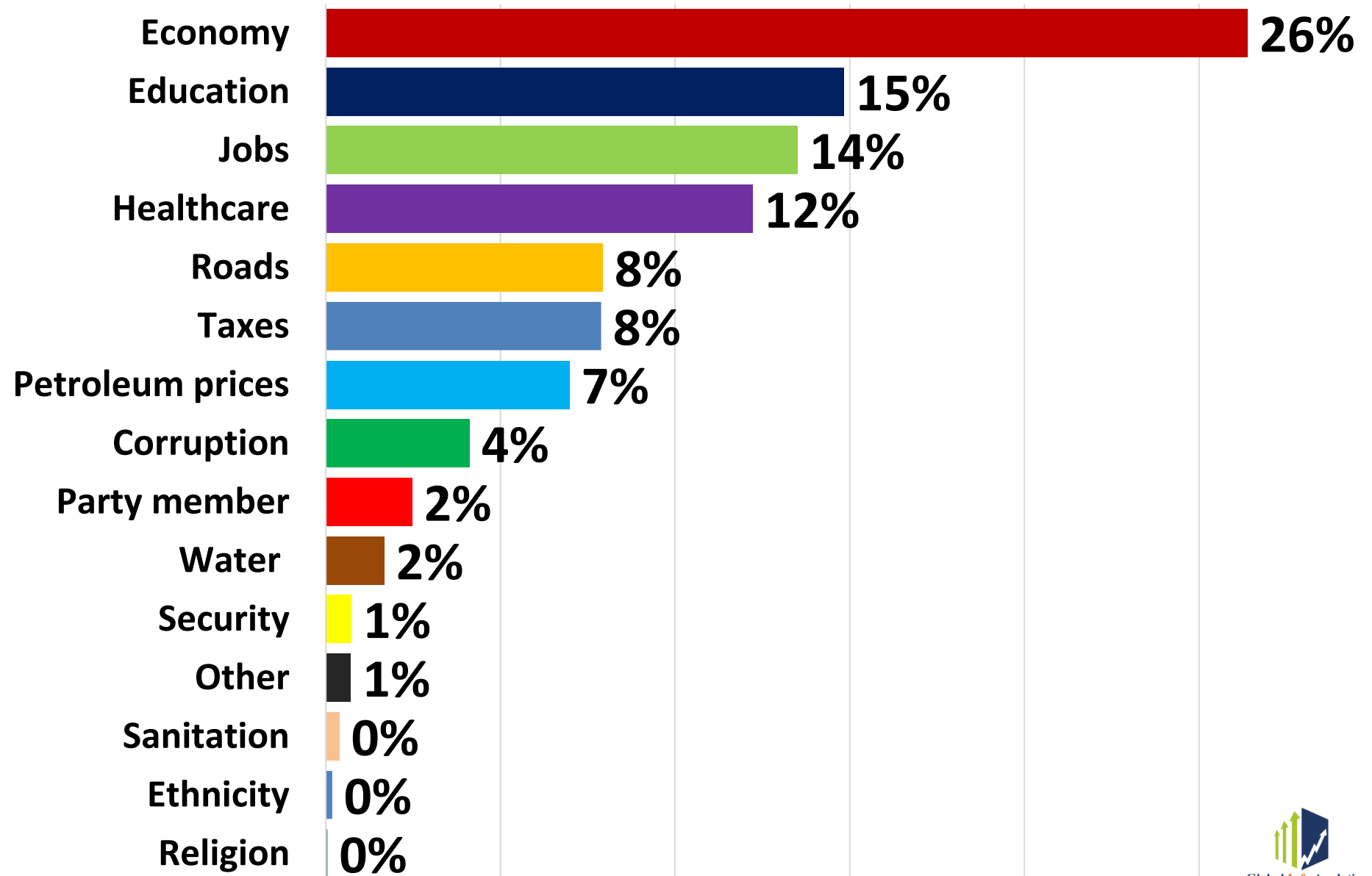
# How 2020 and new voters intend to vote in the 2024 parliamentary elections –Anyaa/Sowutuom

	<b>NPP</b>	<b>NDC</b>	<b>Others</b>	<b>I did not vote</b>	<b>Not Discl.</b>
<b>Elder. Tobin</b>	<b>65%</b>	<b>5%</b>	<b>0%</b>	<b>12%</b>	<b>12%</b>
<b>E. A. Allotey</b>	<b>16%</b>	<b>92%</b>	<b>0%</b>	<b>6%</b>	<b>9%</b>
<b>Grace Ashley</b>	<b>4%</b>	<b>1%</b>	<b>0%</b>	<b>2%</b>	<b>0%</b>
<b>I will not vote</b>	<b>11%</b>	<b>0%</b>	<b>0%</b>	<b>47%</b>	<b>30%</b>
<b>Undecided</b>	<b>4%</b>	<b>2%</b>	<b>100%</b>	<b>33%</b>	<b>49%</b>
<b>Total</b>	<b>100%</b>	<b>100%</b>	<b>100%</b>	<b>100%</b>	<b>100%</b>

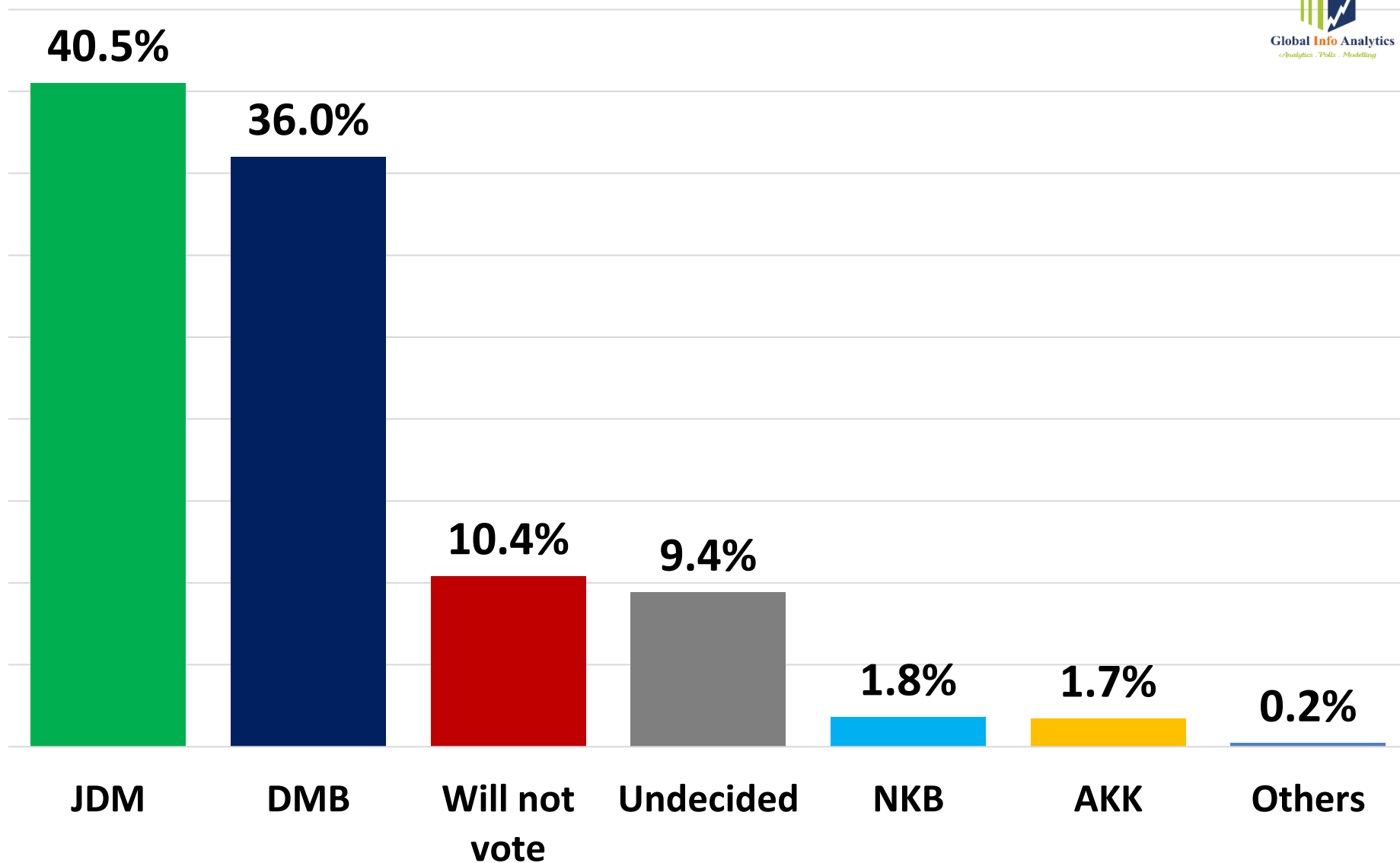


# Key Election Issues and Presidential Voting Intentions

# Top issues

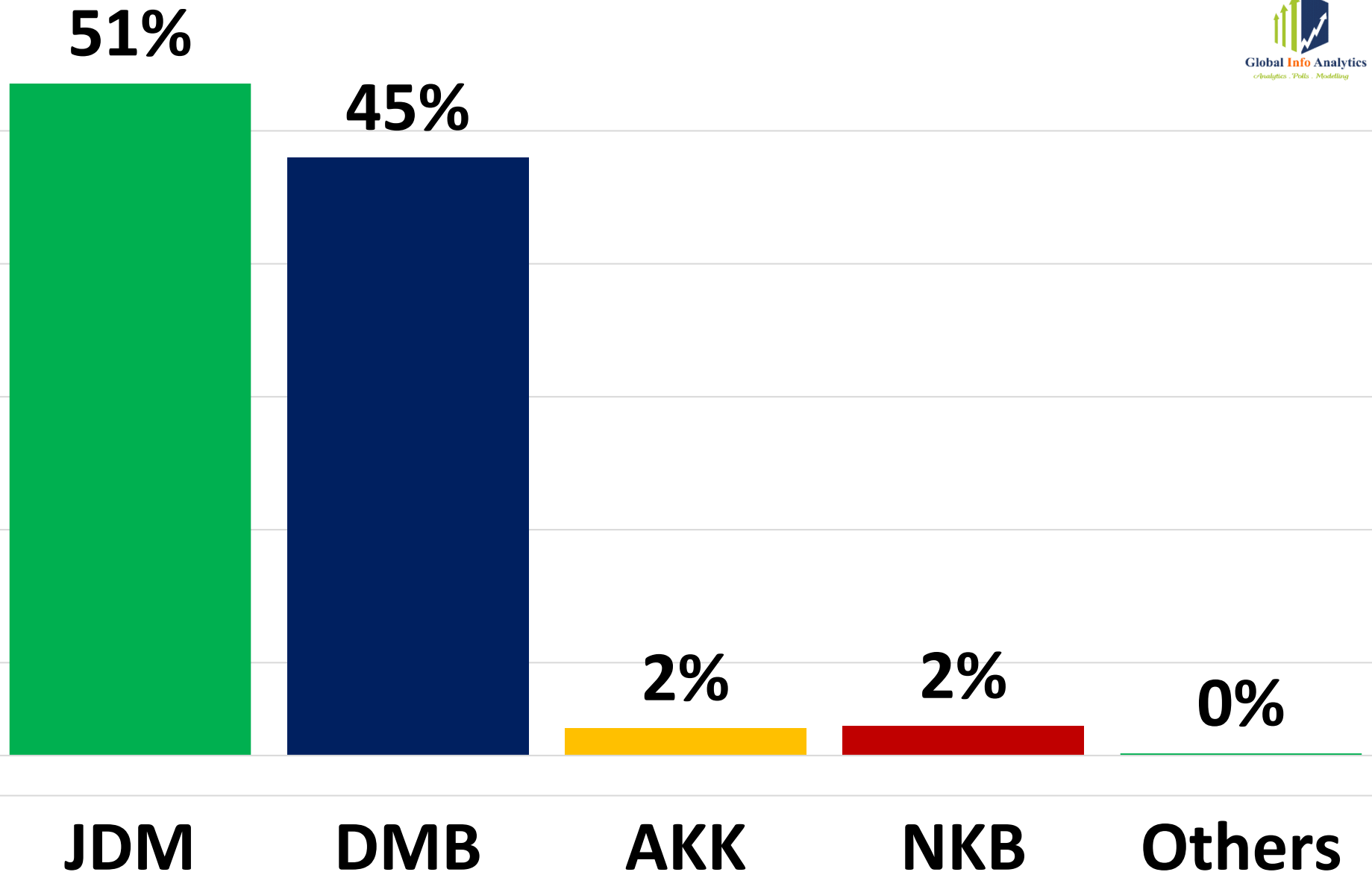


# If the 2024 elections were held today y, who would you vote for? All Voters Model





# If the 2024 elections were held today, who would you vote for? Likely Committed Voters Model



# Which of the following candidates did you vote for in the 2020 presidential elections?

71%



29%



0%

**Nana Akufo  
Addo**

**John Dramani  
Mahama**

**Someone else**

# If the 2024 elections were held today y, who would you vote for? Constituencies Likely Voters

	Okaikwei Central	Okaikwei South	Anyaa/ Sowutuom	Trobu
<b>JDM</b>	53%	52%	47%	50%
<b>DMB</b>	45%	43%	45%	46%
<b>AKK</b>	2%	2%	3%	1%
<b>NKB</b>	0%	3%	4%	2%
<b>Others</b>	0%	0%	1%	0%
<b>Total</b>	<b>100%</b>	<b>100%</b>	<b>100%</b>	<b>100%</b>

# If the 2024 elections were held today y, who would you vote for? Party Affiliation

	NPP	NDC	FV	OTHERS	NOT DISCL.
JDM	12%	94%	38%	0%	21%
DMB	69%	4%	16%	0%	15%
Will not vote	10%	1%	17%	100%	27%
Undecided	4%	1%	22%	0%	33%
NKM	2%	0%	3%	0%	2%
AKK	2%	0%	3%	0%	2%
Others	0%	0%	1%	0%	0%
Total	100%	100%	100%	100%	100%

# Voting intentions of voters who voted in 2020 and those who did not vote

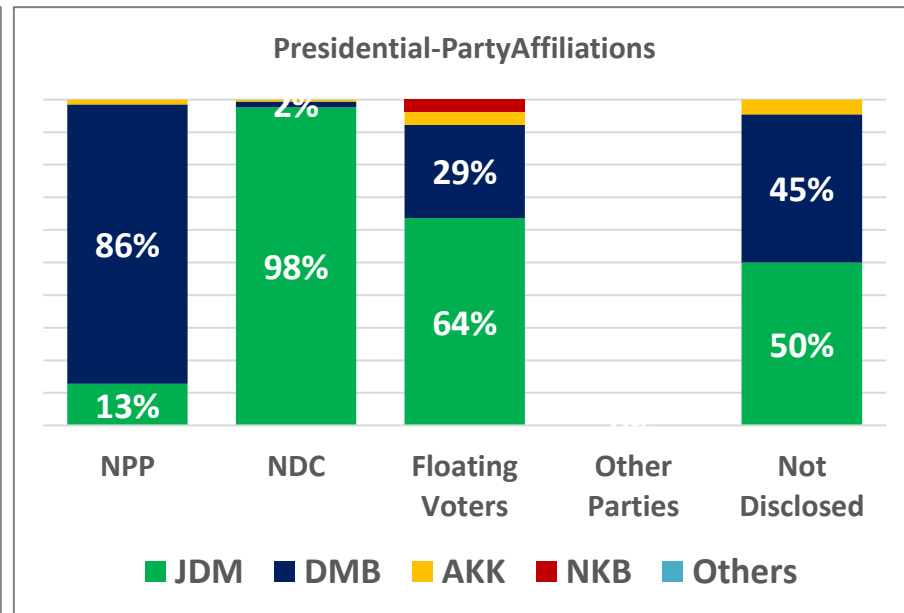
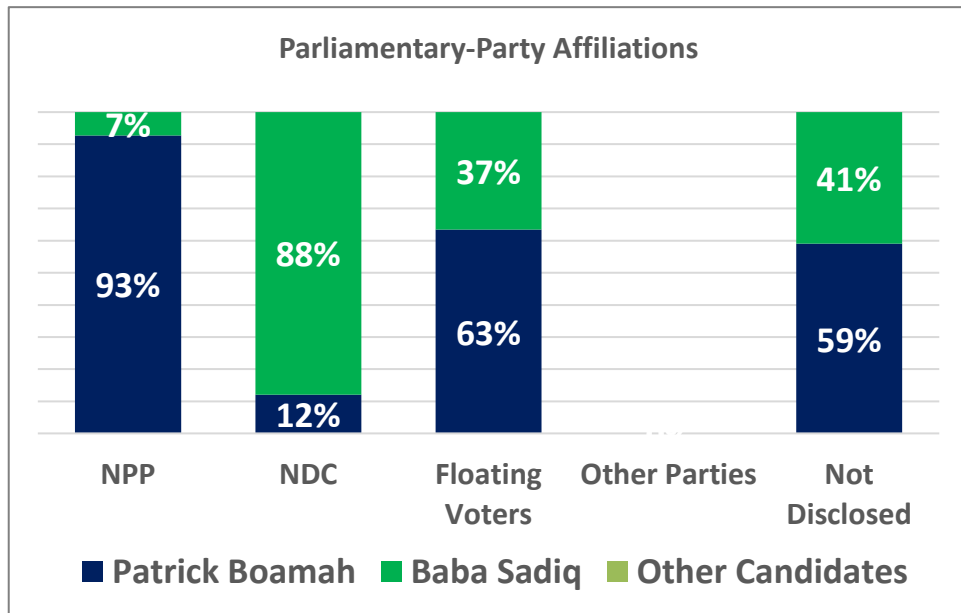
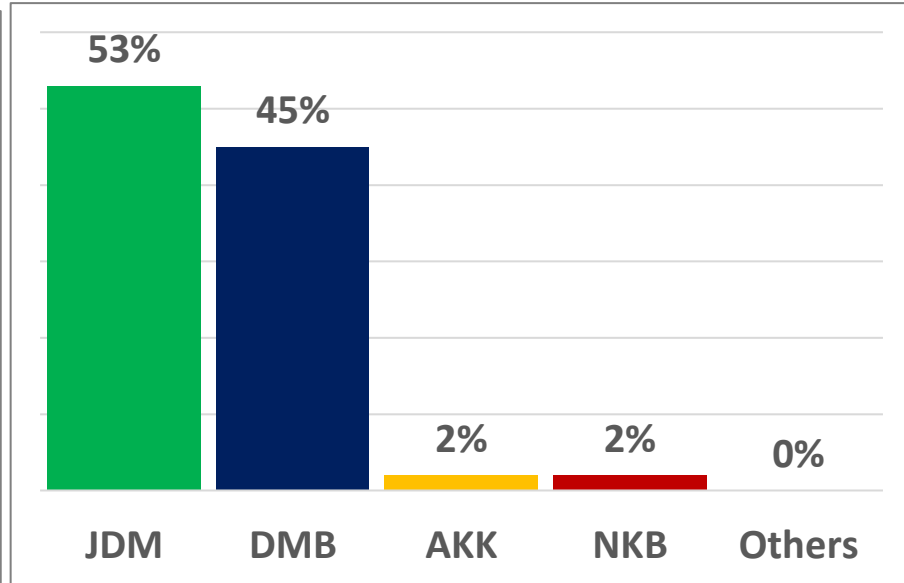
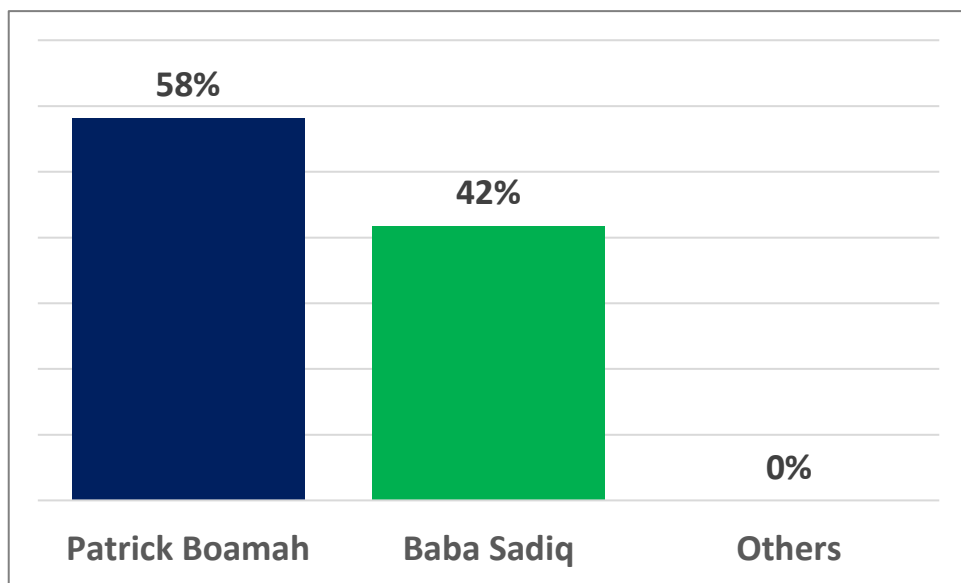
	Nana Addo	John Mahama	Someon e Else	Did not vote	Not Discl.
<b>JDM</b>	<b>25%</b>	<b>91%</b>	<b>0%</b>	<b>22%</b>	<b>22%</b>
<b>DMB</b>	<b>56%</b>	<b>5%</b>	<b>0%</b>	<b>10%</b>	<b>8%</b>
<b>AKK</b>	<b>2%</b>	<b>1%</b>	<b>0%</b>	<b>1%</b>	<b>2%</b>
<b>NKB</b>	<b>2%</b>	<b>0%</b>	<b>0%</b>	<b>5%</b>	<b>0%</b>
<b>Others</b>	<b>0%</b>	<b>0%</b>	<b>33%</b>	<b>0%</b>	<b>1%</b>
<b>Undecided</b>	<b>6%</b>	<b>2%</b>	<b>0%</b>	<b>25%</b>	<b>41%</b>
<b>I will not vote</b>	<b>9%</b>	<b>1%</b>	<b>67%</b>	<b>37%</b>	<b>26%</b>
<b>Total</b>	<b>100%</b>	<b>100%</b>	<b>100%</b>	<b>100%</b>	<b>100%</b>



# Presidential & Parliamentary Compared

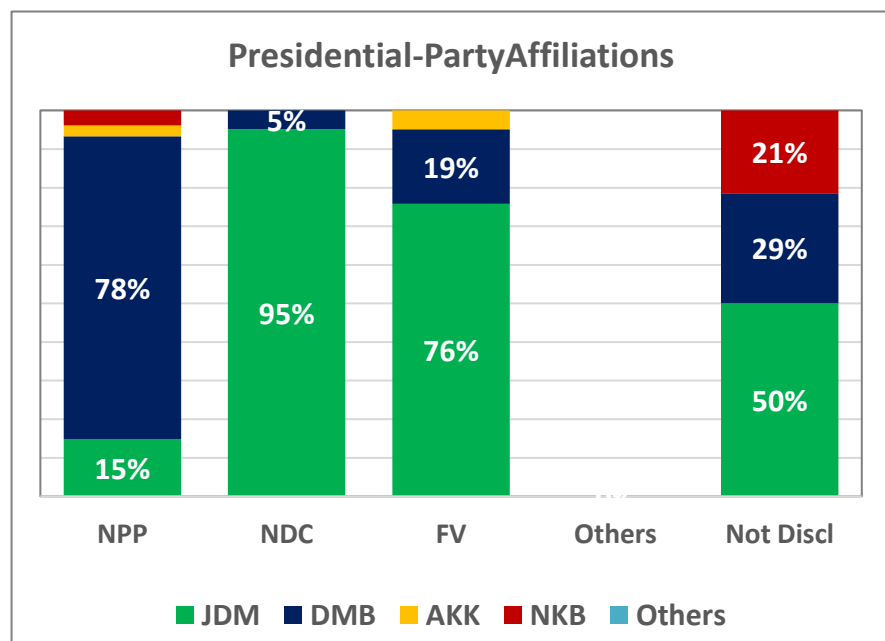
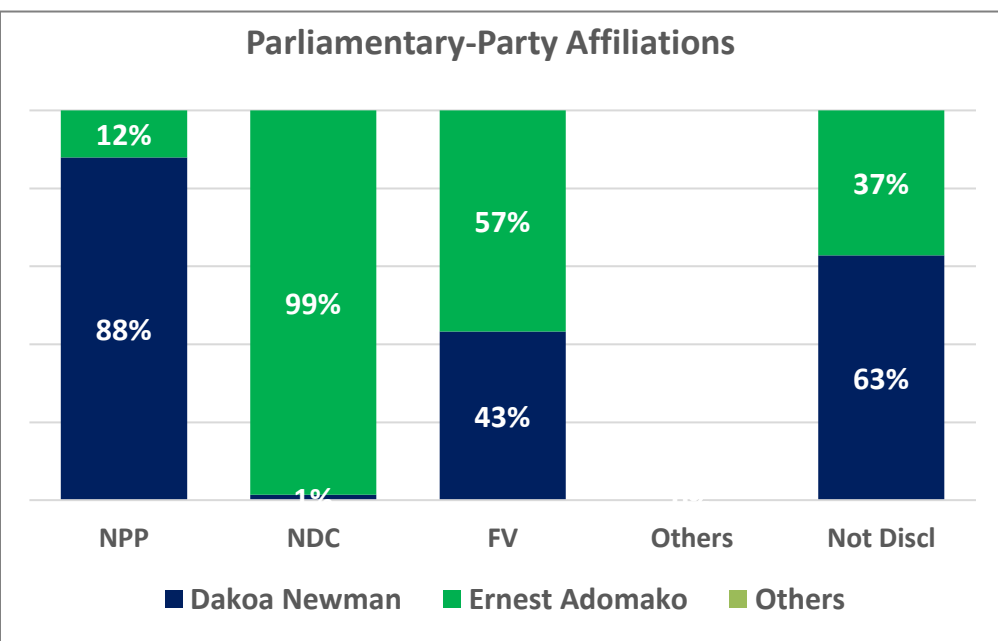
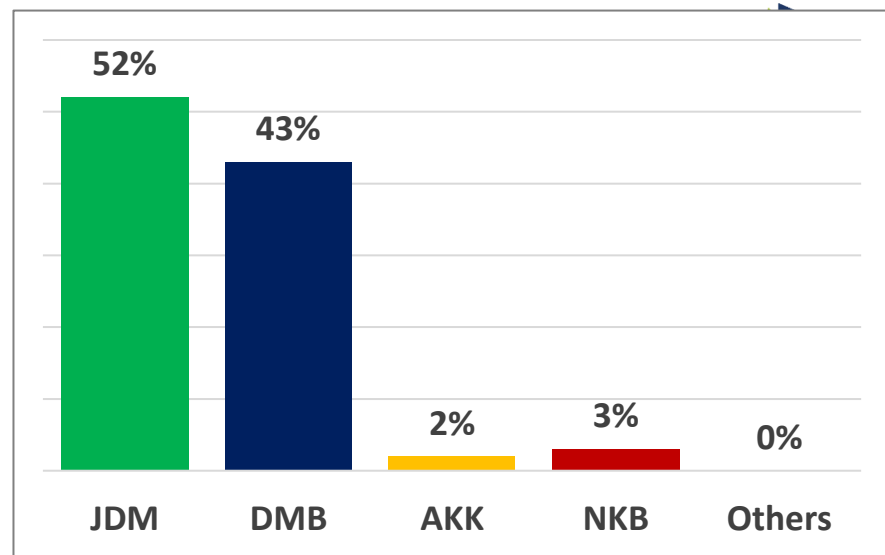
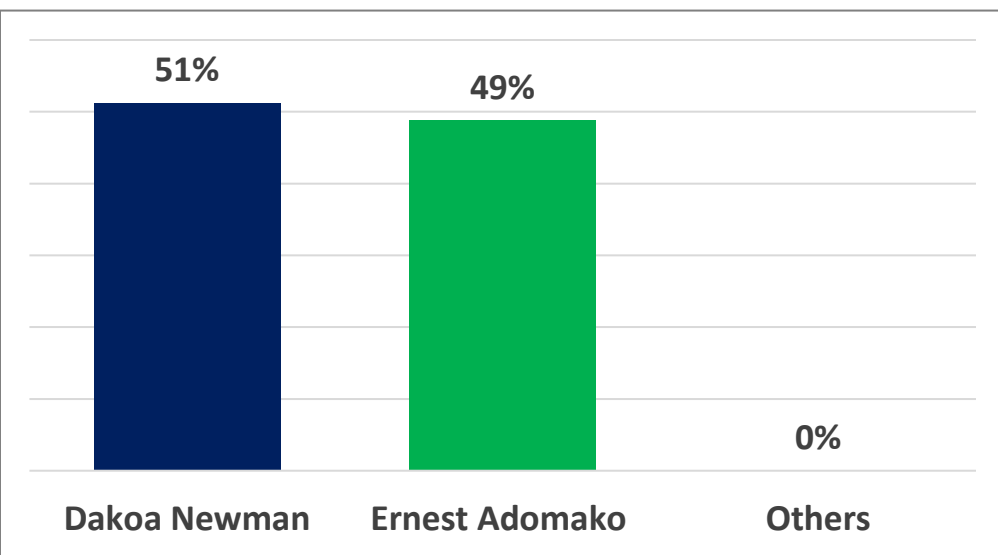
# Which of the following candidate do you intend to vote for in the 2024 parliamentary elections in Okaikwei Central?

## Likely and committed voters' model



# Which of the following candidate do you intend to vote for in the 2024 parliamentary elections in Okaikwei South?

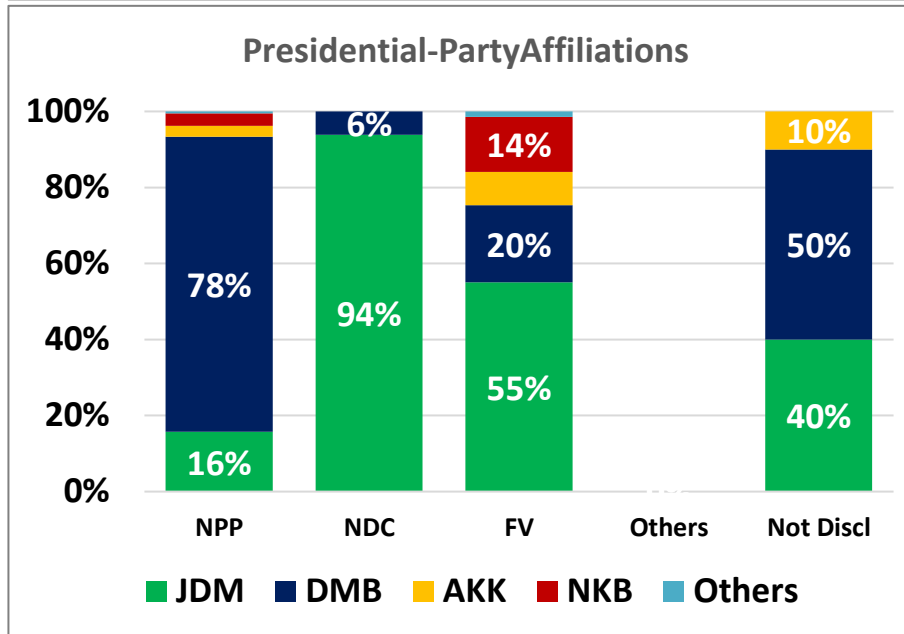
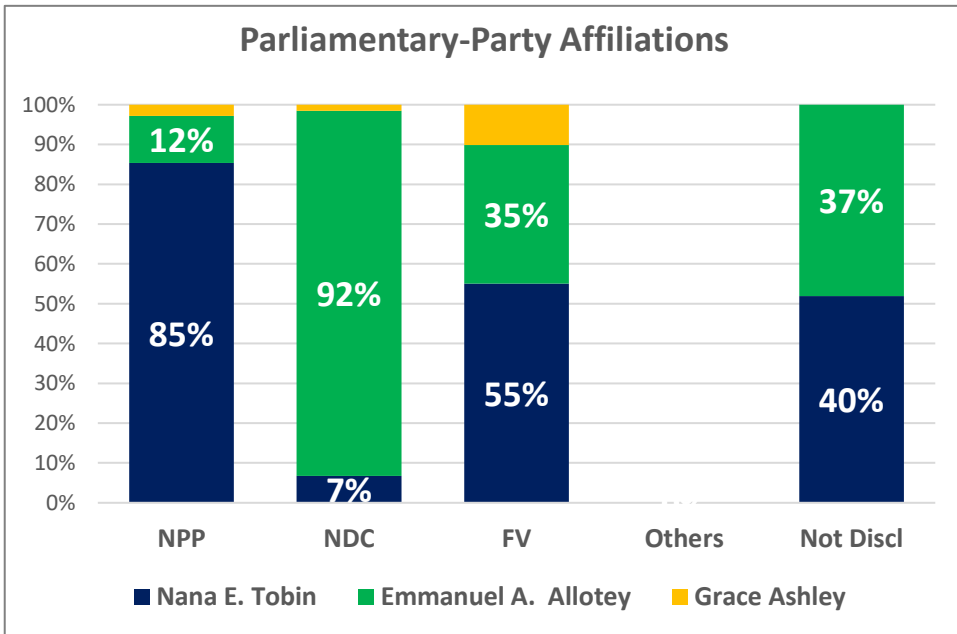
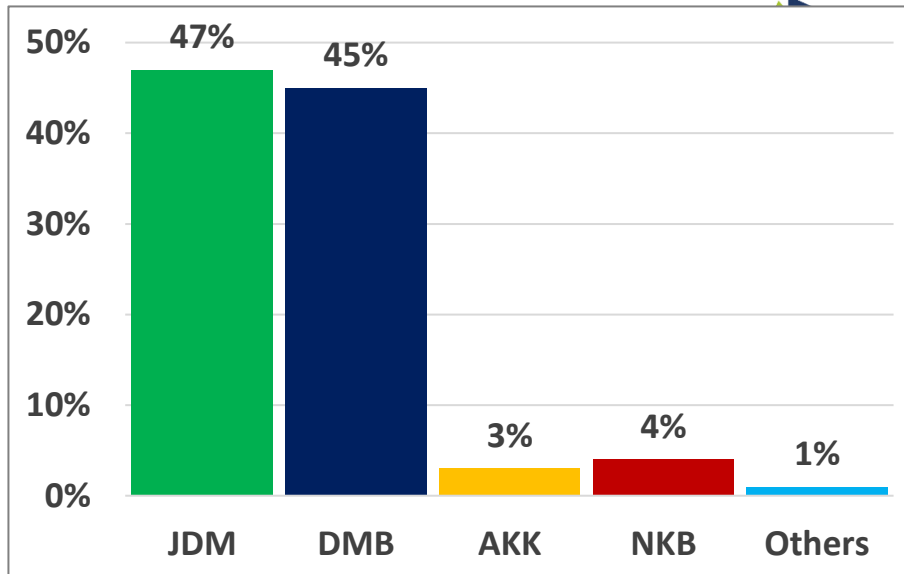
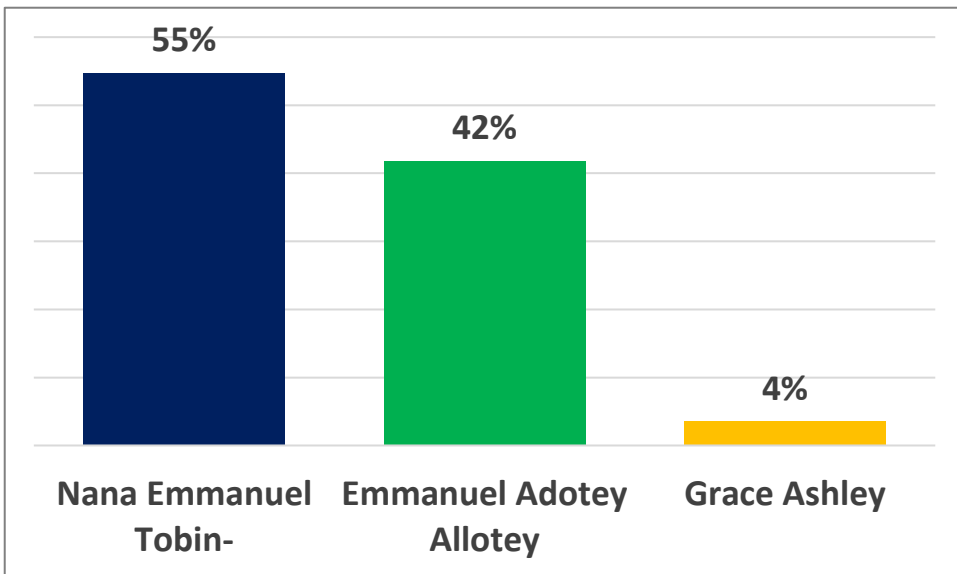
## Likely and committed voters' model





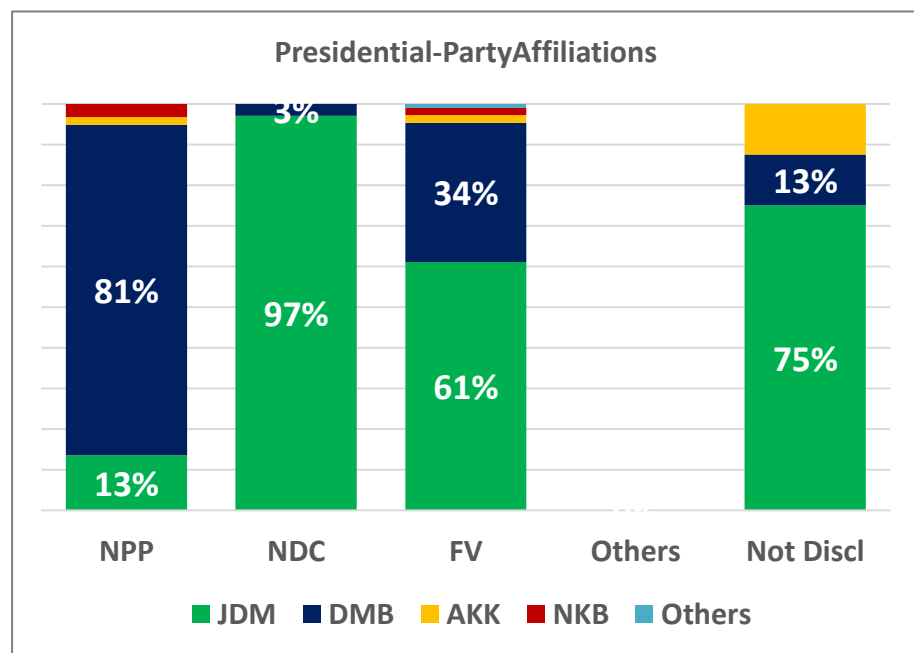
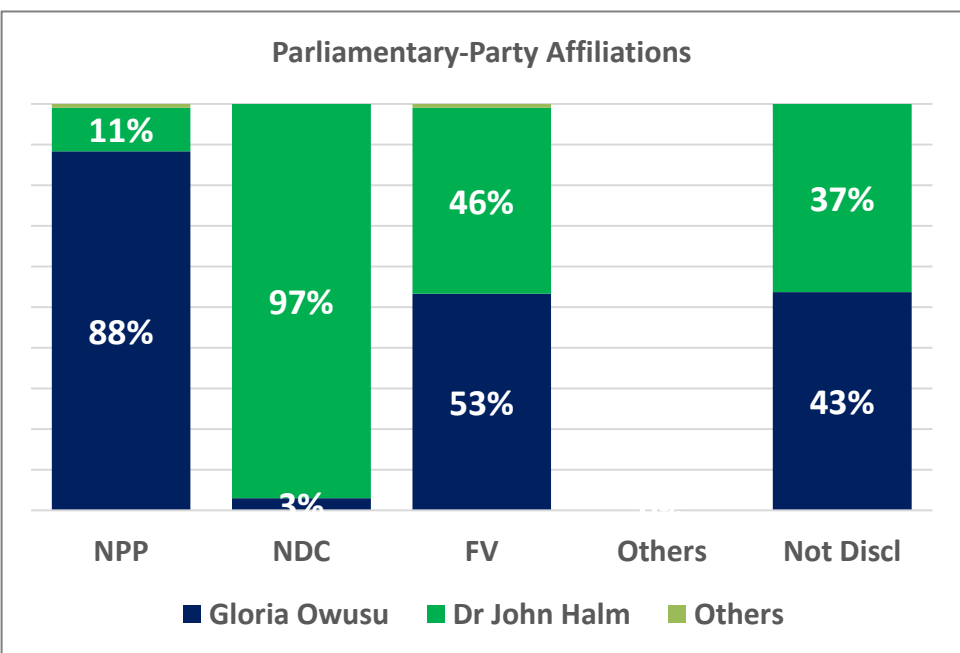
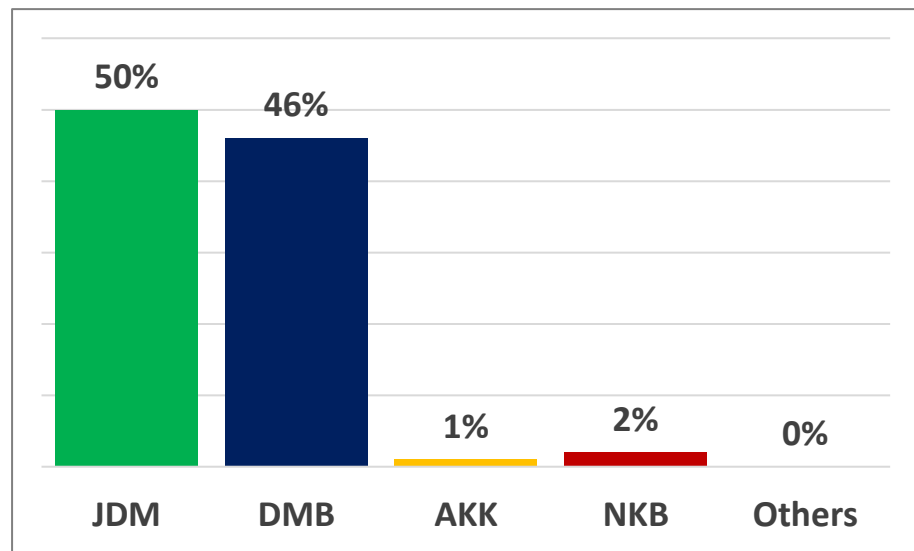
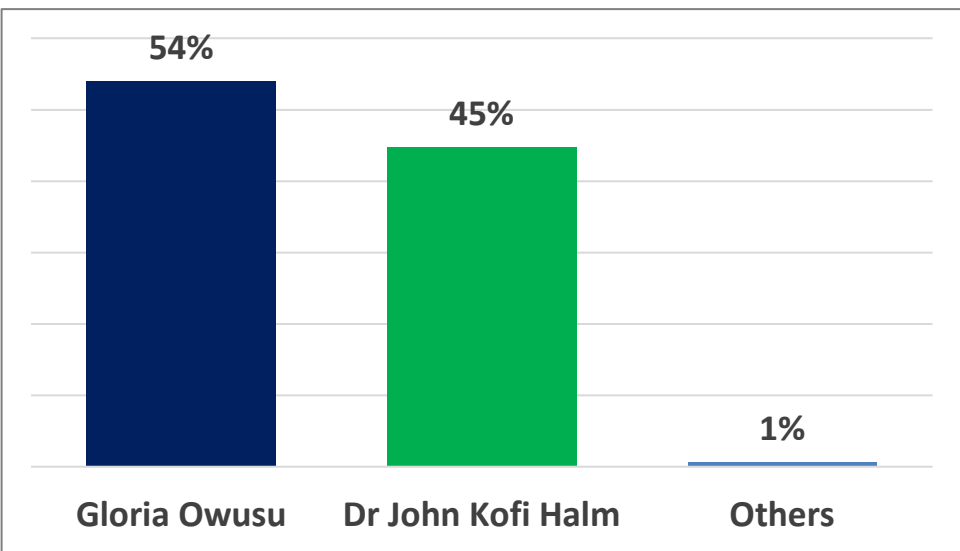
# Which of the following candidate do you intend to vote for in the 2024 parliamentary elections in Anyaa Sowutuom?

## Likely and committed voters' model



# Which of the following candidate do you intend to vote for in the 2024 parliamentary elections in Trobu?

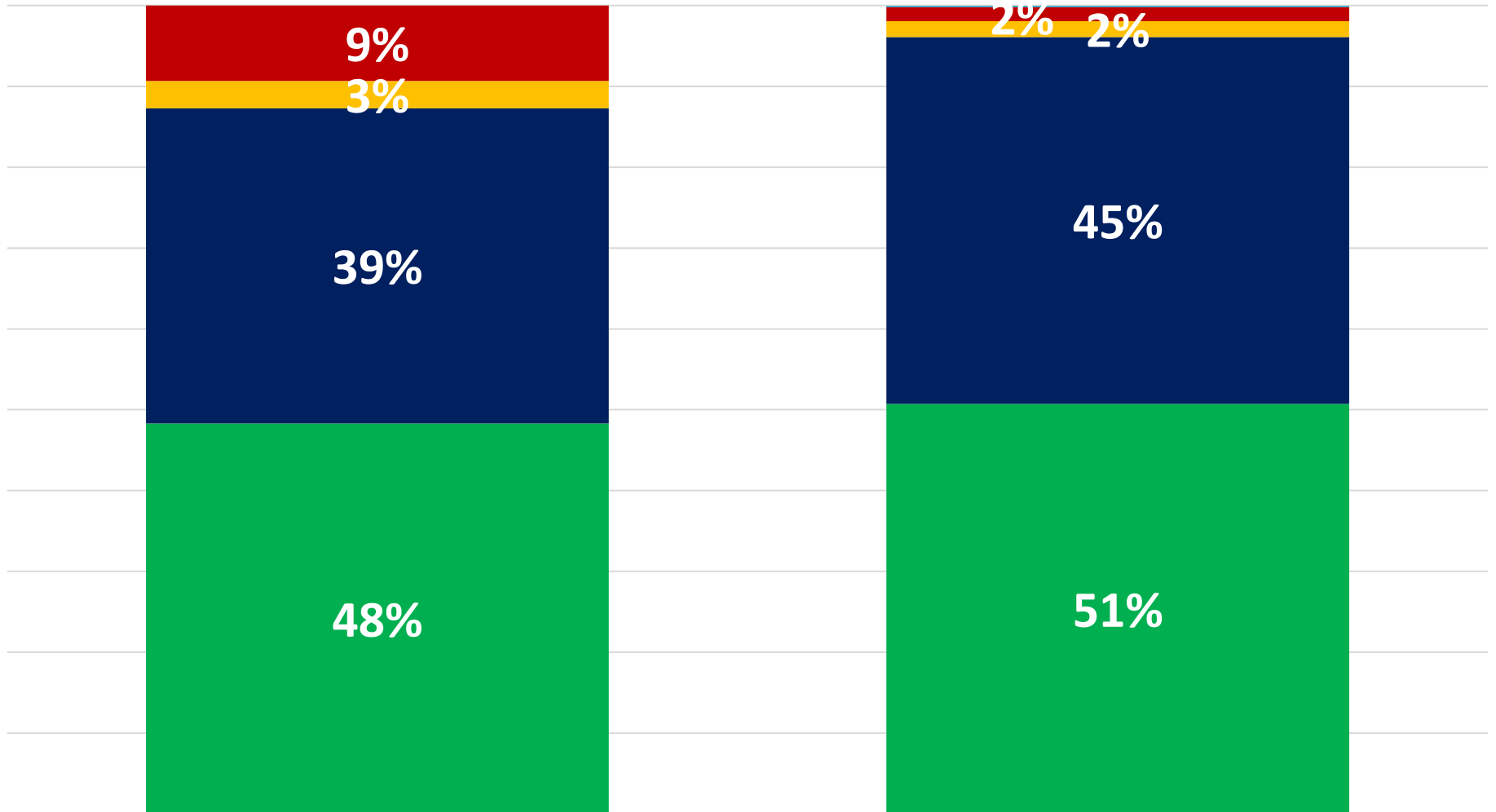
## Likely and committed voters' model





# First-Time v Non-First-Time voters voting intention for December 2024 Elections

# First-Time v Non-First-Time Voters- All



First-Time

Non-First-Time

JDM

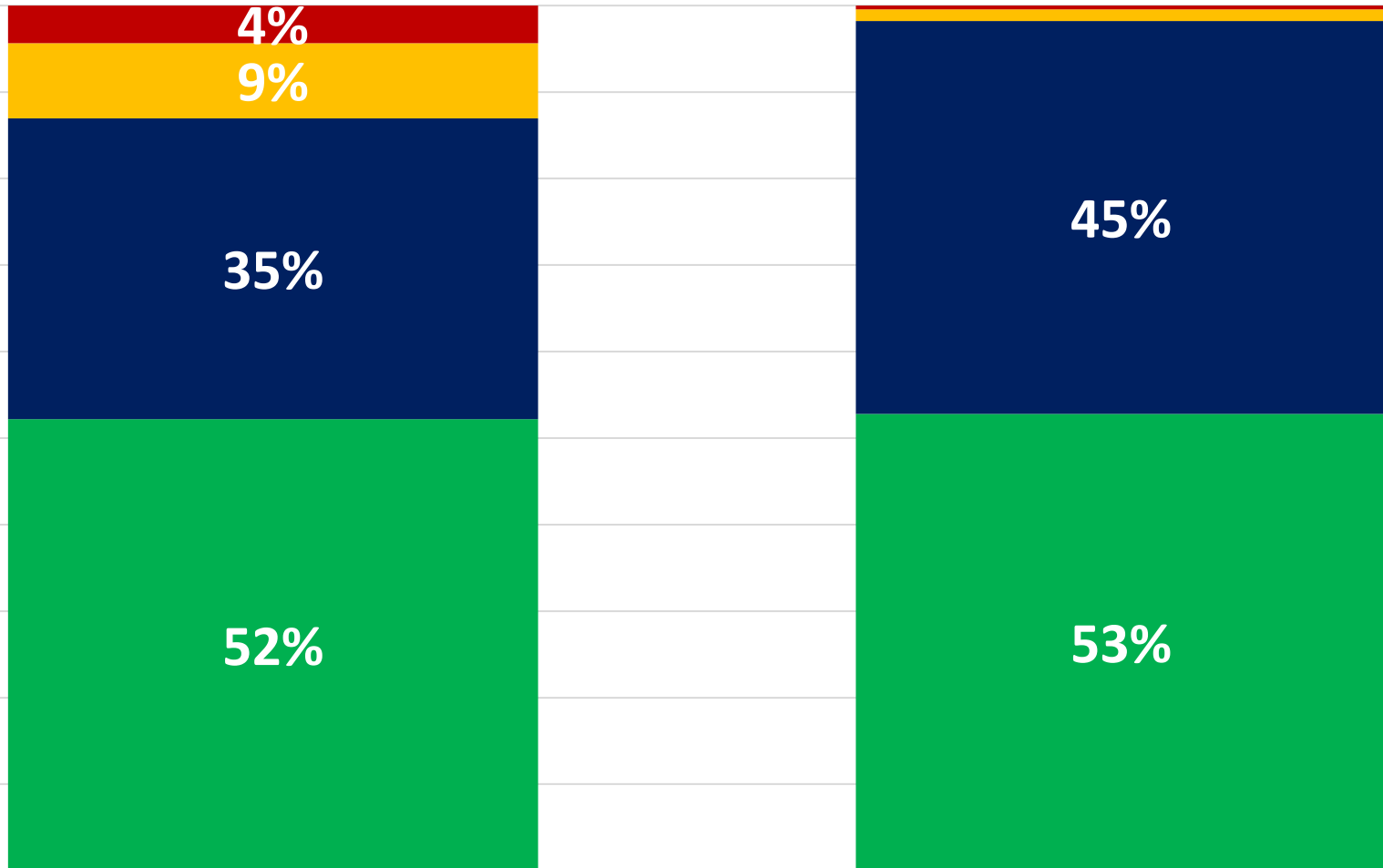
DMB

AKK

NKB

Others

# First-Time v Non-First-Time Voters- Okaikwei Central

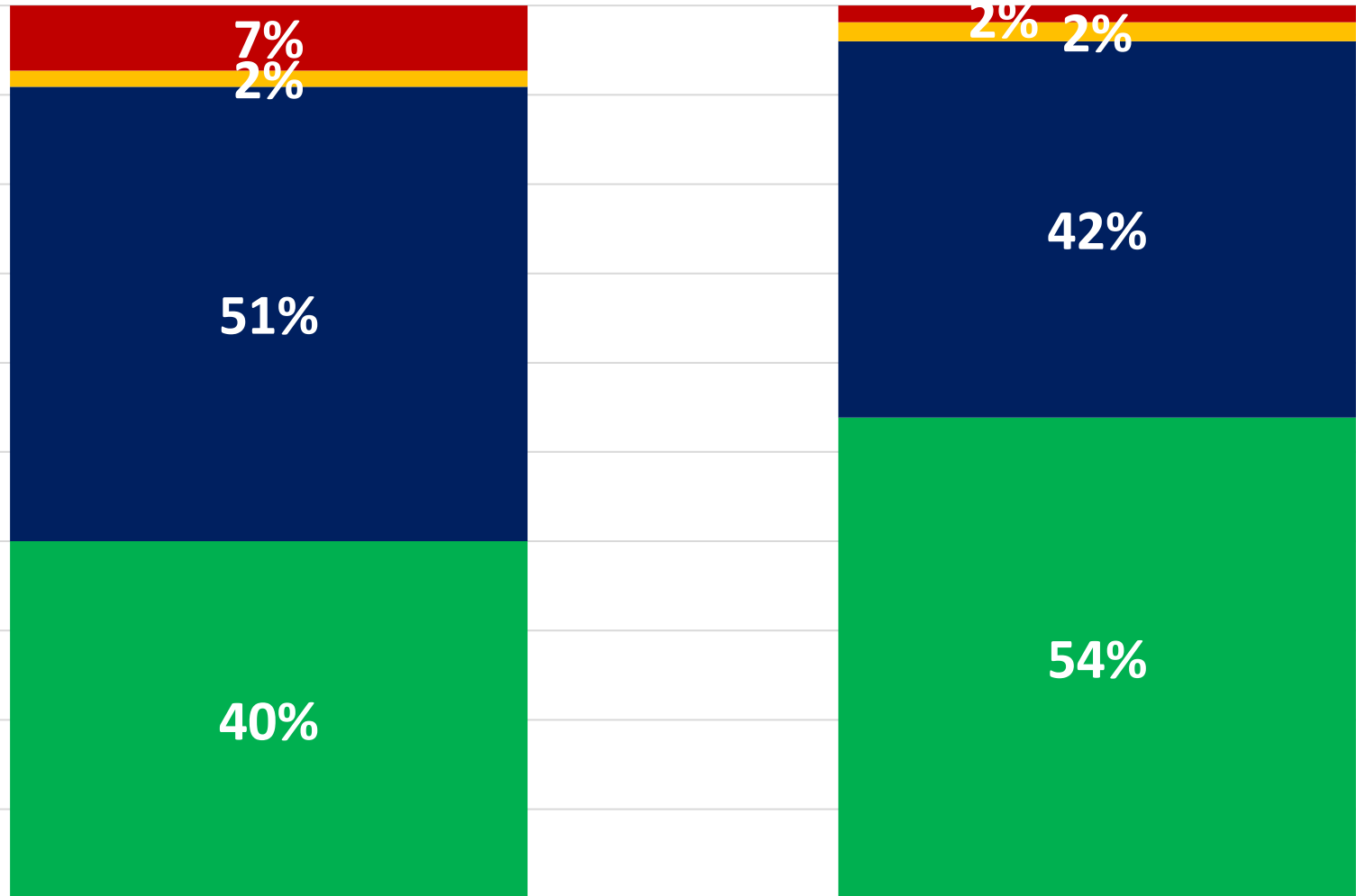


First-Time

Non-First-Time

JDM DMB AKK NKB Others

# First-Time v Non-First-Time Voters- Okaikwei South



First-Time

Non-First-Time

JDM

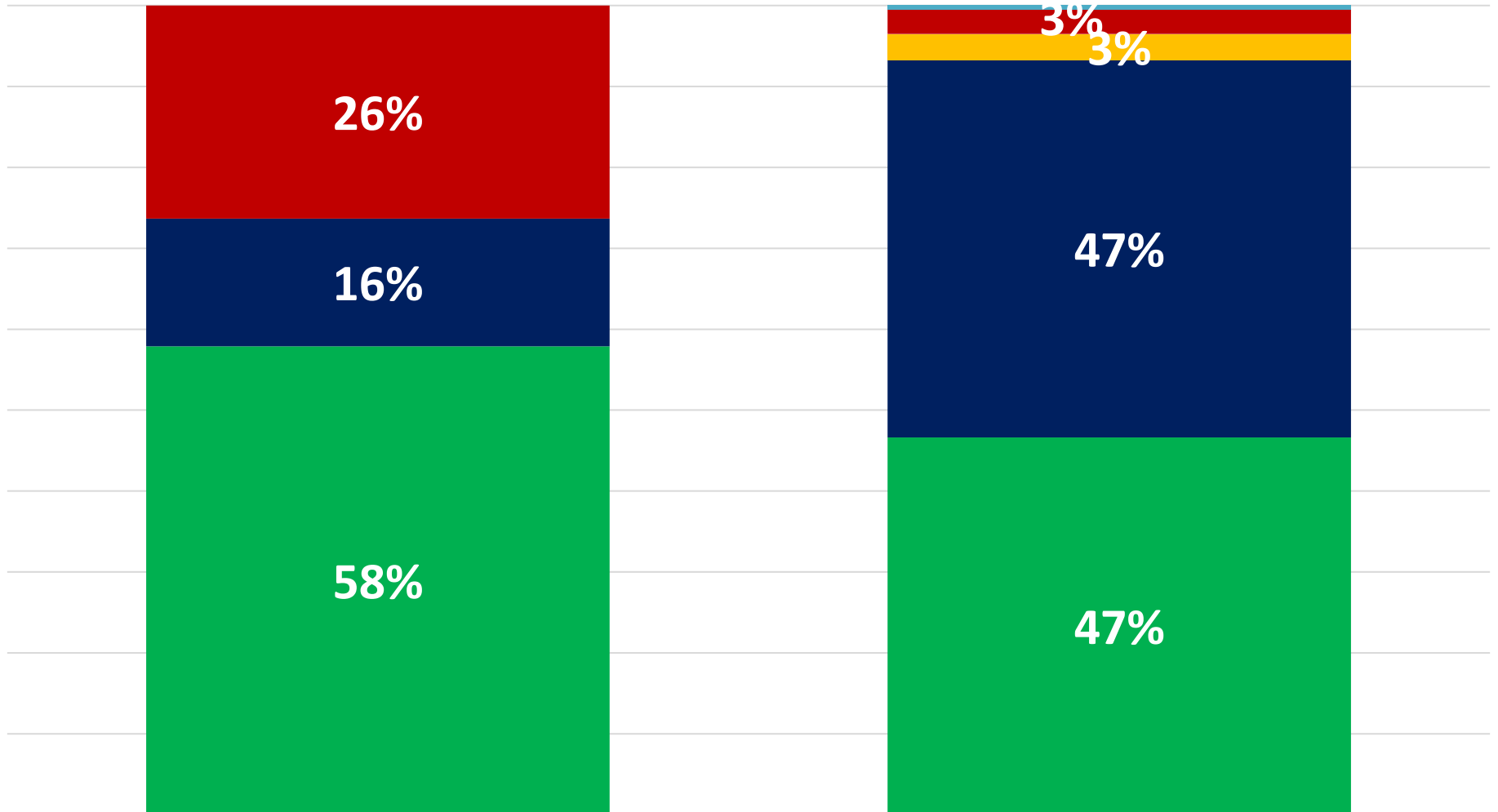
DMB

AKK

NKB

Others

# First-Time v Non-First-Time Voters- Anyaa Sowutuom



First-Time

Non-First-Time

JDM

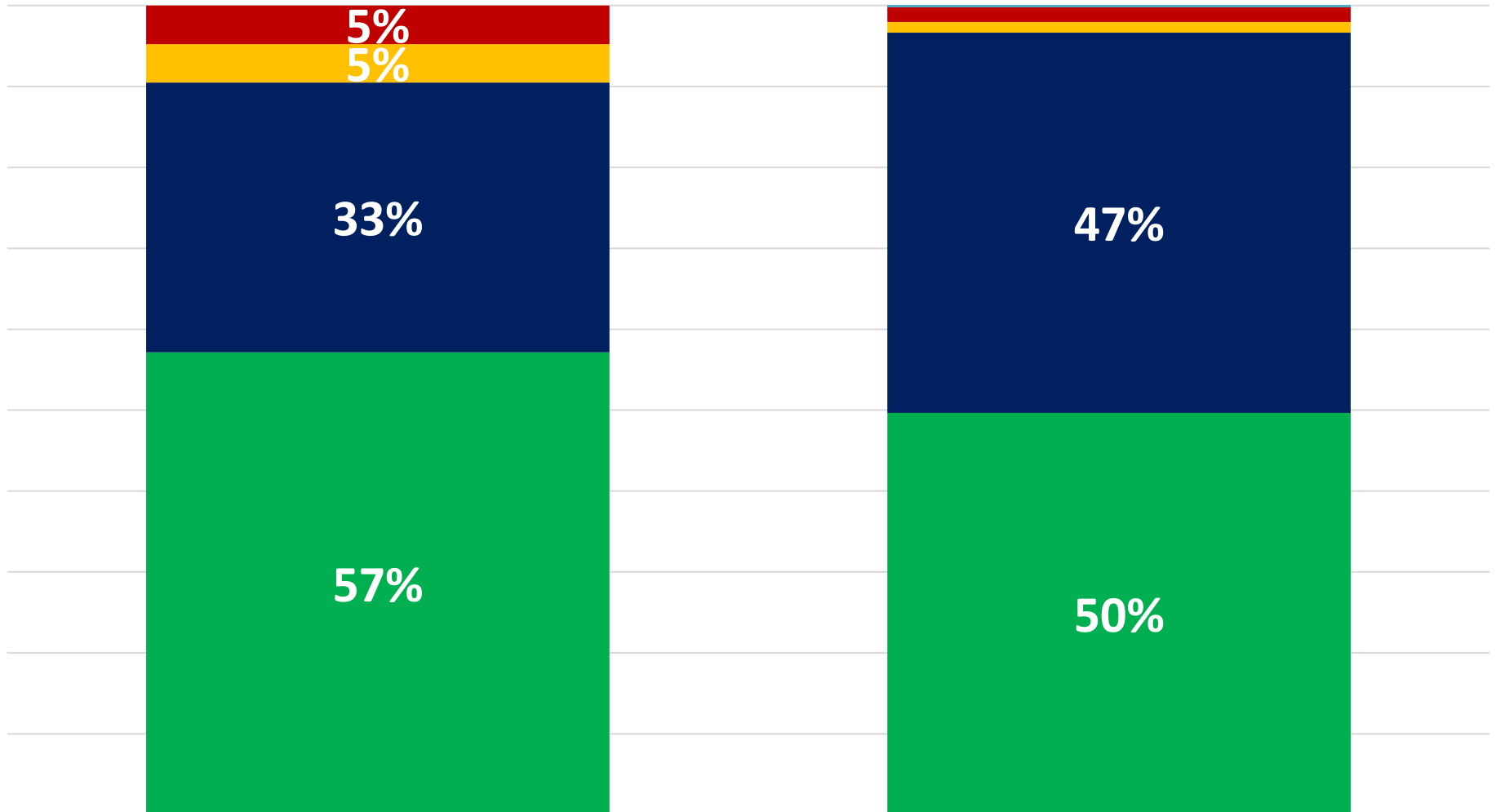
DMB

AKK

NKB

Others

# First-Time v Non-First-Time Voters- Trobu



First-Time

Non-First-Time

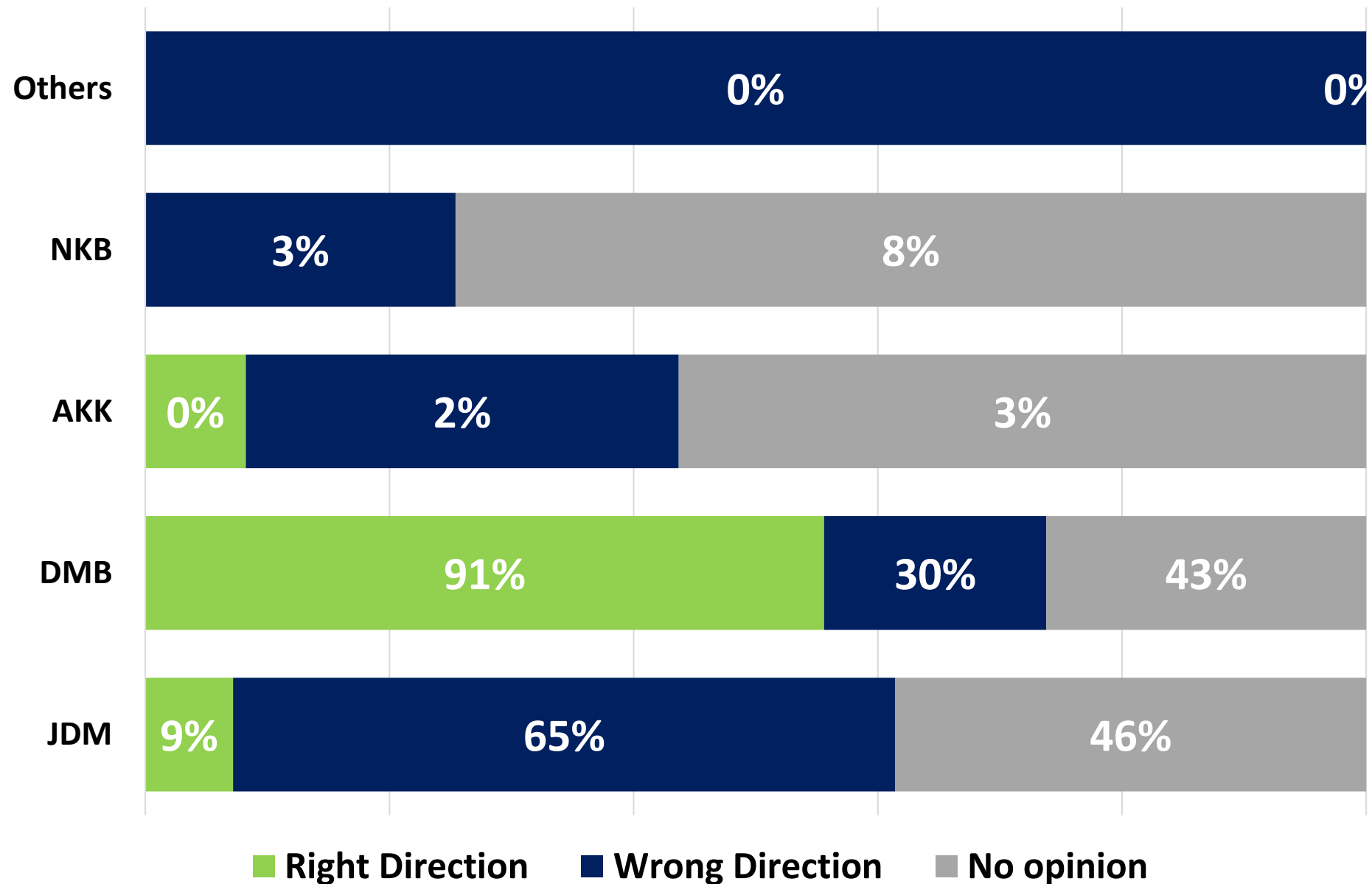
■ JDM ■ DMB ■ AKK ■ NKB ■ Others



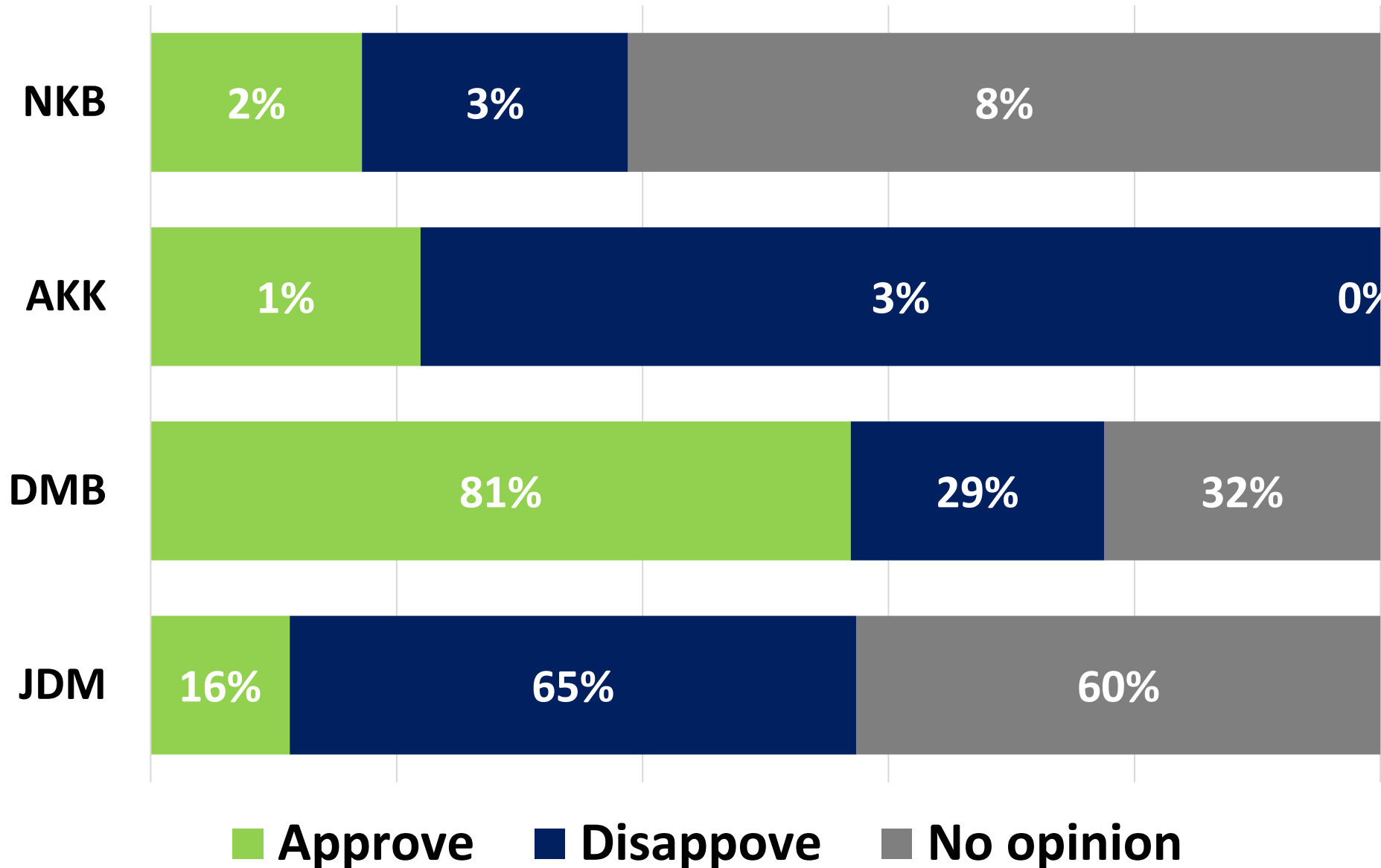


**Direction of the country,  
President's Performance, Standard  
of Living and Optimism for  
Improvement are impacting voters'  
choice**

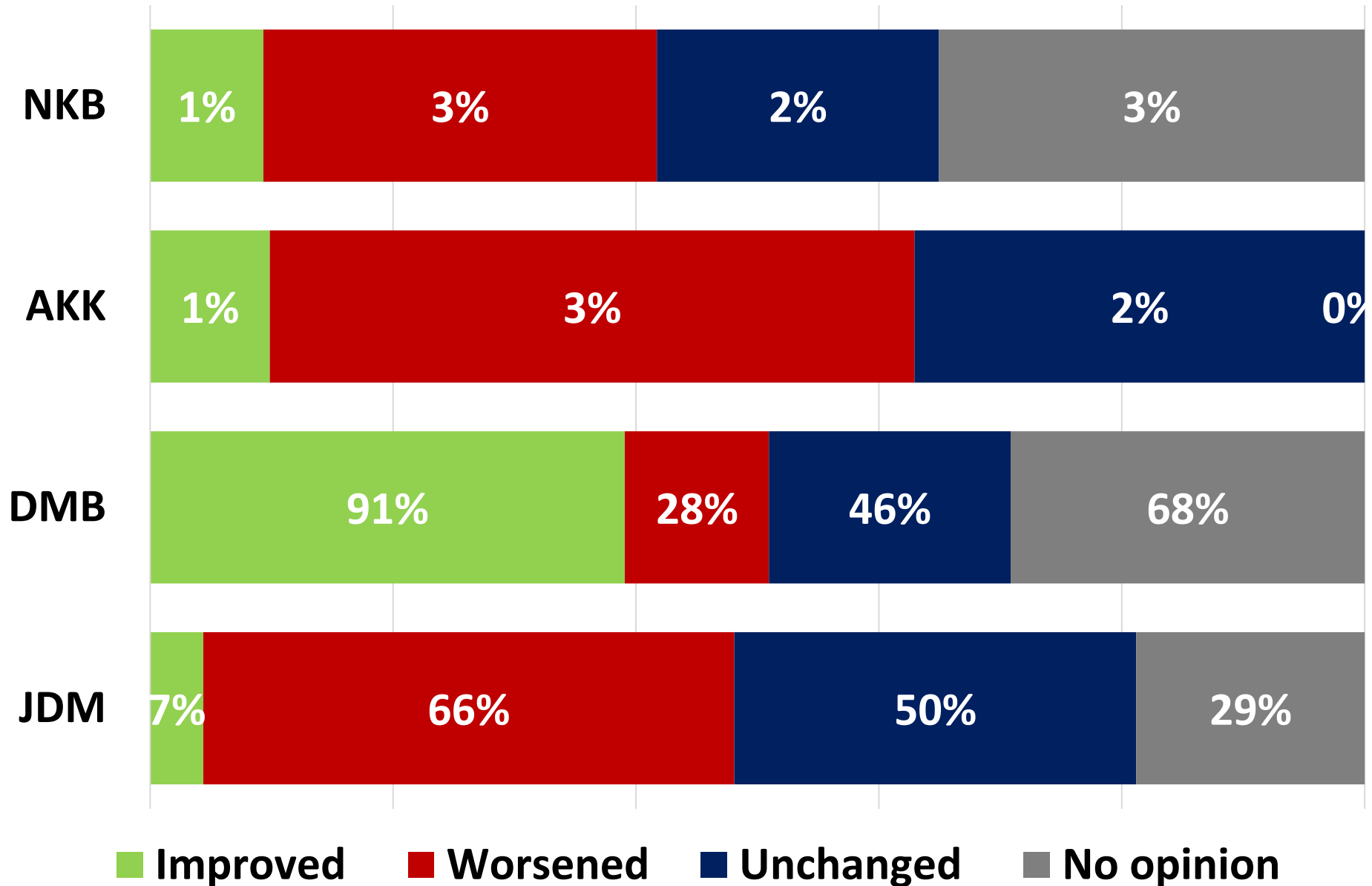
# Direction of the country- voting intention



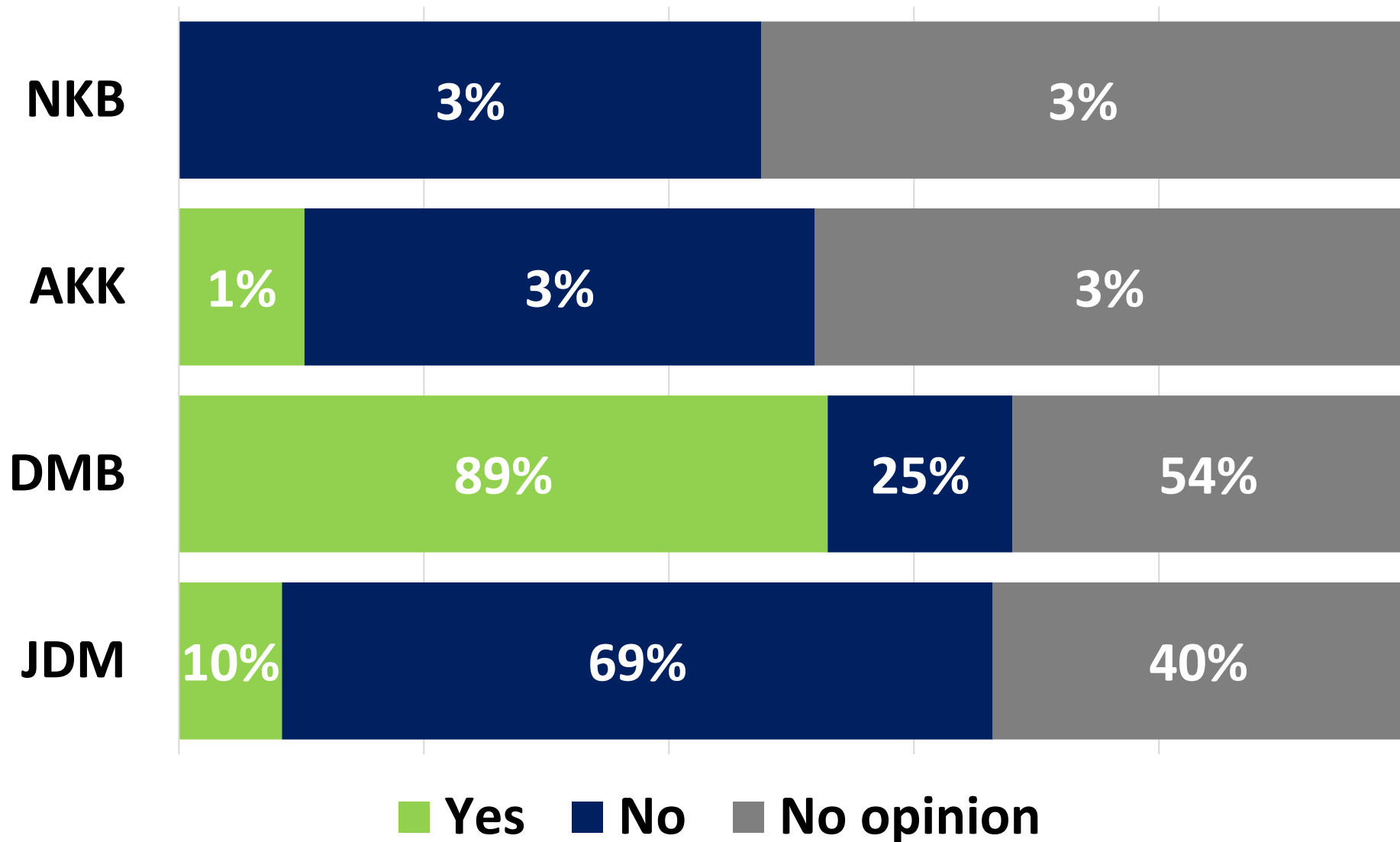
# President Jo Approval- voting intention



# Standard of Living-voting intention



# Optimism for improvement in living standards -voting intentions





# Parliamentary Election- Electoral Areas







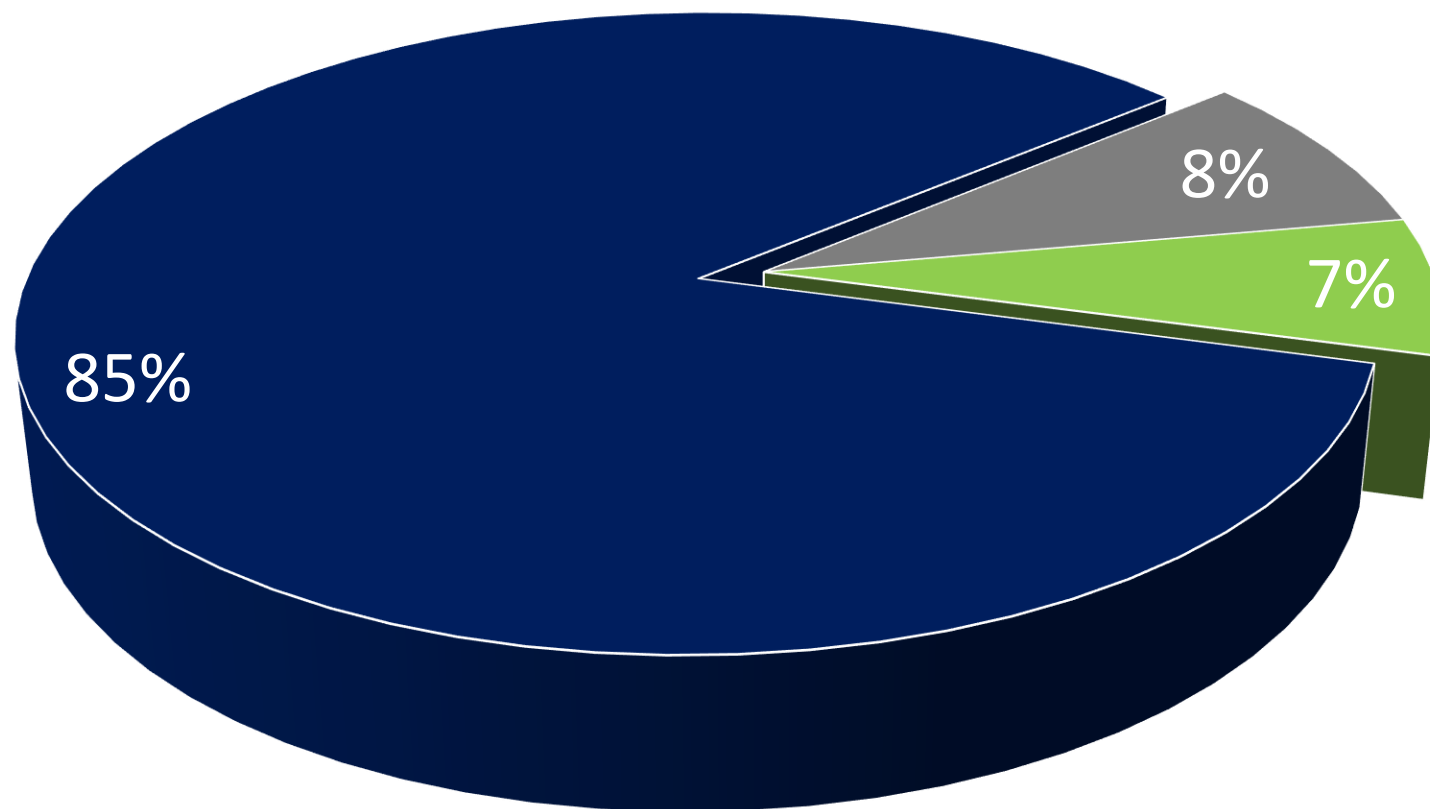






# Likelihood of changing voting intentions

# How likely are you going to change your mind about your voting intentions?



■ Likely   ■ Unlikely   ■ Neutral



# Likelihood of changing voting intentions

# Likelihood of changing voting intentions- Okaikwei Central Electoral Areas

	<b>GBEMOMO</b>	<b>OLENGELE KOONA</b>	<b>WUOYEMAN</b>	<b>BLEMA GOR</b>	<b>APENKWA</b>
<b>V. Unlikely</b>	<b>20%</b>	<b>8%</b>	<b>3%</b>	<b>76%</b>	<b>56%</b>
<b>Unlikely</b>	<b>77%</b>	<b>76%</b>	<b>85%</b>	<b>13%</b>	<b>29%</b>
<b>Neutral</b>	<b>1%</b>	<b>11%</b>	<b>9%</b>	<b>6%</b>	<b>5%</b>
<b>Likely</b>	<b>2%</b>	<b>5%</b>	<b>3%</b>	<b>4%</b>	<b>7%</b>
<b>Very likely</b>	<b>0%</b>	<b>0%</b>	<b>0%</b>	<b>1%</b>	<b>3%</b>
<b>Total</b>	<b>100%</b>	<b>100%</b>	<b>100%</b>	<b>100%</b>	<b>100%</b>








# Likelihood of changing voting intentions- Trobu Electoral Areas

	POKUASE	TANTRA	ASOFA	OFANKO R SOUTH	TROBU
<b>V. Unlikely</b>	<b>24%</b>	<b>7%</b>	<b>28%</b>	<b>97%</b>	<b>8%</b>
<b>Unlikely</b>	<b>72%</b>	<b>49%</b>	<b>71%</b>	<b>2%</b>	<b>88%</b>
<b>Neutral</b>	<b>3%</b>	<b>27%</b>	<b>1%</b>	<b>0%</b>	<b>2%</b>
<b>Likely</b>	<b>1%</b>	<b>12%</b>	<b>0%</b>	<b>0%</b>	<b>1%</b>
<b>V. Likely</b>	<b>0%</b>	<b>5%</b>	<b>0%</b>	<b>1%</b>	<b>1%</b>
<b>Total</b>	<b>100%</b>	<b>100%</b>	<b>100%</b>	<b>100%</b>	<b>100%</b>



**Global Info Analytics**

*Analytics . Polls . Modelling*

**Mr Mussa K. Dankwah  
Head of Global Research  
Global InfoAnalytics Limited  
Accra, Ghana**

**Emails: [Enquiries@globalinfoanalytics.com](mailto:Enquiries@globalinfoanalytics.com)  
[m.dankwah@globalinfoanalytics.com](mailto:m.dankwah@globalinfoanalytics.com)  
<http://globalinfoanalytics.com>**

**LinkedIn: <https://www.linkedin.com/in/mussa-dankwah-72797048/>**

**For a comprehensive reports or specific polling needs, the Business  
Development Manager on 055 669 7094**