

Special Poll Report

Effia, Sekondi and Shama constituencies (Western region)

24th June 2022

Press Release

Special opinion polls conducted by Global InfoAnalytics which focused on Effia, Sekondi and Shama constituencies between 18th June and 24th June 2022 shows, in a dramatic fashion, Hon. Kennedy Agyapong, MP for Assin Central and late entrants into the NPP presidential race, beating the front runners, the vice President Dr Mahamudu Bawumia and Trade Minister, Hon. Alan Kyeremanten in Shama constituency. Kennedy Agyepong polled 15% of the votes whilst Alan Kyeremanten was in distance second with 9% of the votes. The vice president came third with 7% of the votes. However, beyond Shama constituency, Kennedy Agyepong melted away in Effia and Sekondi constituencies with the vice president, H.E. Dr Mahamudu Bawumia wining both with 39% of the votes each.

The polls also confirm earlier findings that suggest the deputy minister for energy, Hon. Andrew Agyapa Mercer could be in trouble in Sekondi constituency. Another MP, Hon. Samuel Abakah, Shama constituency, is also fighting for his survival as combination unpopularity and voter apathy drags him to the floor.

In addition, the polls show that, although the NDC is not formidable in the three constituencies, its presumptive presidential candidate, H.E. John Mahama, managed to squeeze a win in Shama constituency against Dr Mahamudu Bawumia and Alan Kyeremanten in a hypothetical race for the December 2024 election.

Highlights of the polls are summarised below:

1. Do you approve or disapprove the performance of the president?

The polls show the president's job approval rating hovering below 50%, with exception of Effia constituency, where over 62% of voters approve his performance. His approval rating in 45% Sekondi and 34% in Shama (see Figure 1).

2.

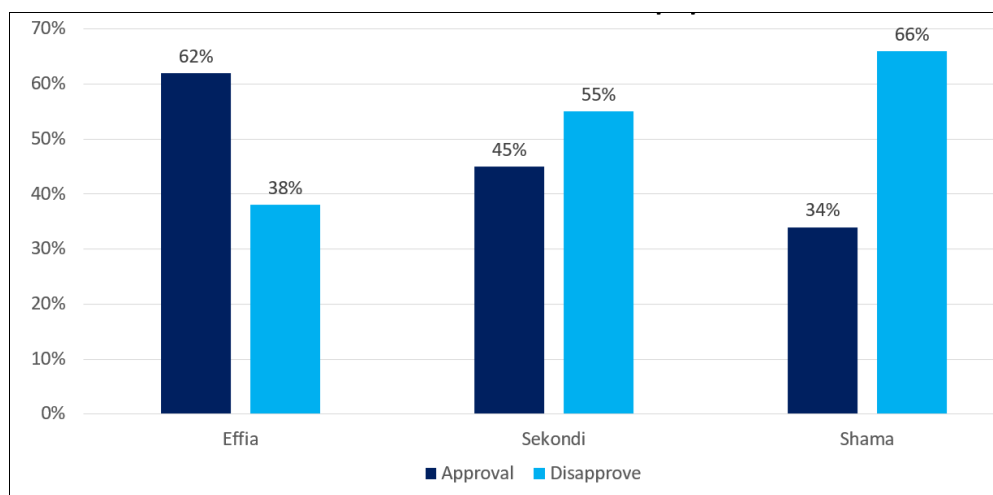


Figure 1 President's Approval

3. Do you think the country is headed in the right direction or wrong direction?

On the question of whether Ghana is headed in the right or wrong direction, 45% of voters in Effia believe Ghana is headed in the right direction compared to 35% in Sekondi and 11% in Shama (see Figure 2).

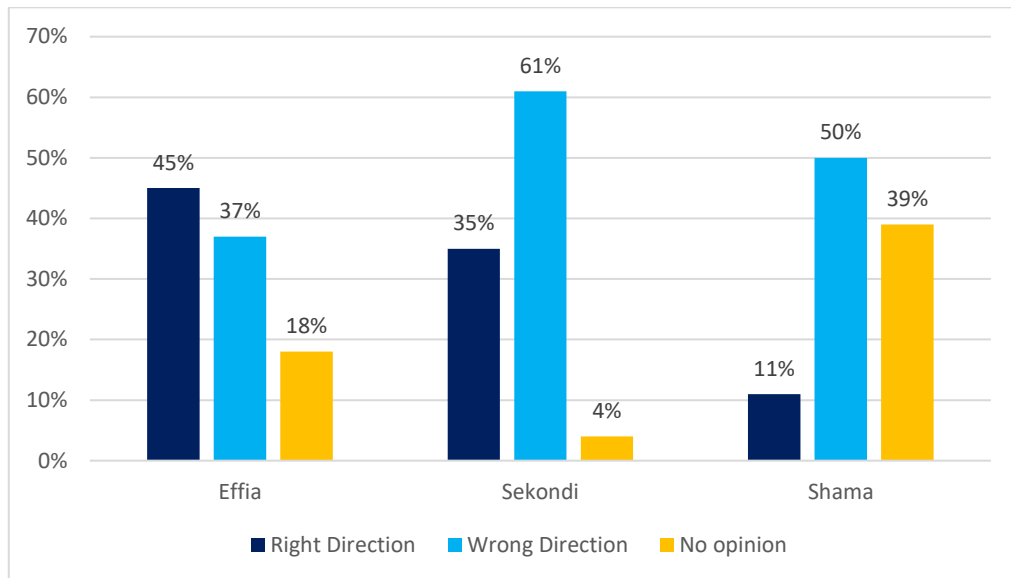


Figure 2 Direction of the country

Approximately 61% of voters in Sekondi said it is headed in the wrong direction whilst 50% of voters in Shama said is headed in the wrong direction.

4. Are you optimistic with Nana Addo as president in the next few years?

When voters were asked whether they are optimistic or pessimistic about the next few years with Nana Akuffo Addo as President, only 47% of voters Effia said they were optimistic, whilst 38% said so in Sekondi and 22% in Shama (see Figure 3).

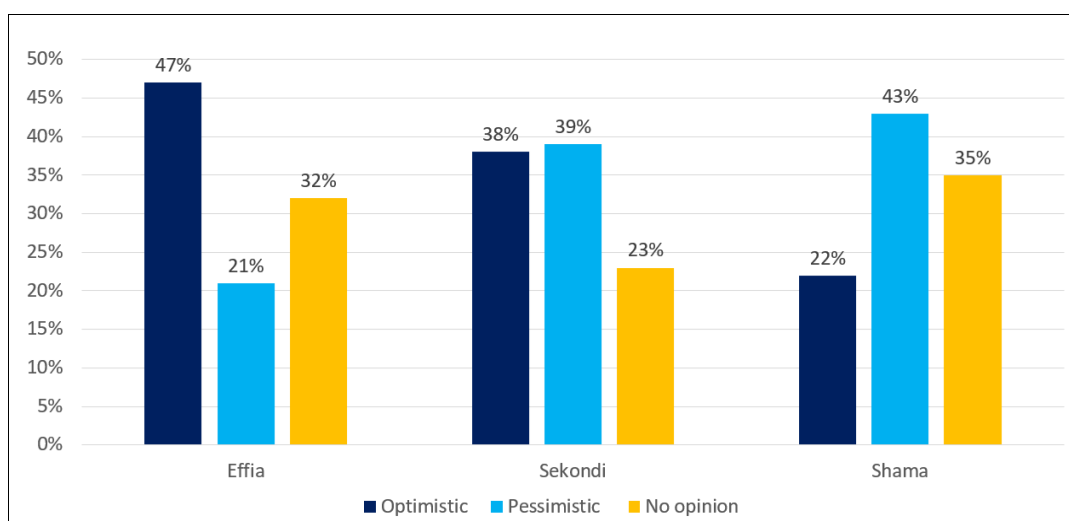


Figure 3 Optimism with Nana Addo as president in the next few years

5. How would you rate the performance of the government?

Voters in all but Effia constituency rates the government’s performance as very good/good (see Figure 4). Whilst 55% of Effia voters rates the government’ performance as very good/good, only 33% of voters in Sekondi and 17% in Shama has suggested that has performed very good/good. 65% of Shama voters rates the government performance as very poor/poor and 53% for Sekondi.

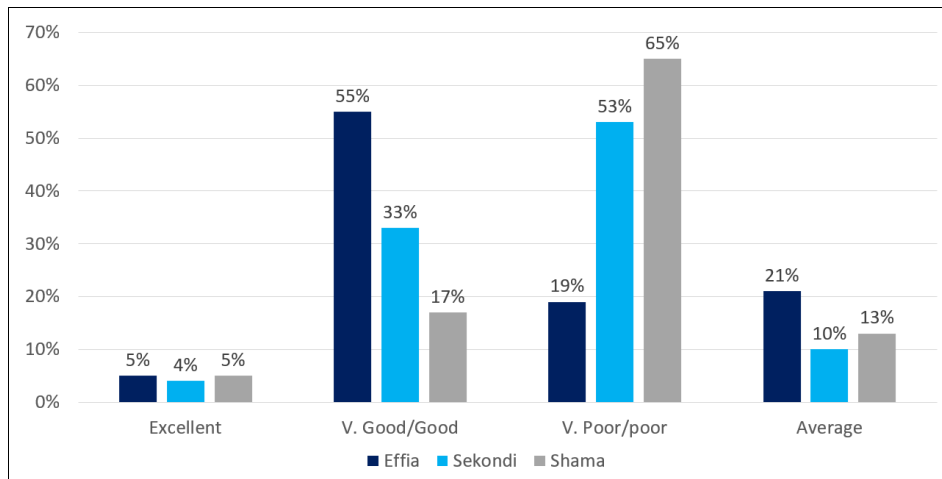


Figure 4 Government Performance

6. State of corruption in Ghana

Whilst 37% of Shama voters believe corruption in Ghana has worsened, only 4% think it has improved. For Effia, 22% said it has worsened with 13% saying it has improved. For Sekondi, it is 30% and 23% respectively (see Figure 5).

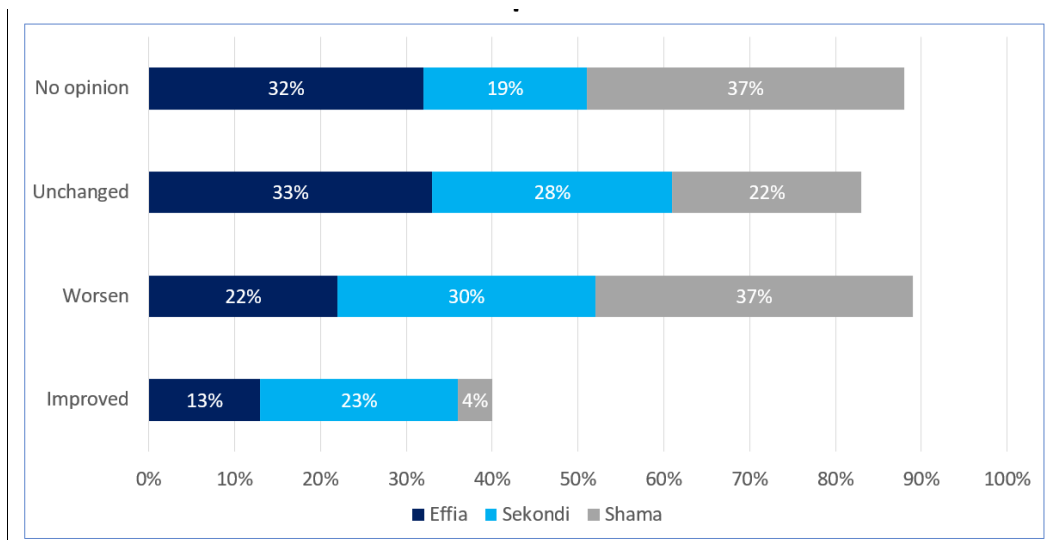


Figure 5 State of corruption in Ghana

7. Is the government doing enough to fight corruption?

Majority of voters in all the constituencies said the government is not doing enough to fight corruption. Approximately 46% in Shama, 56% in Sekondi and 38% in Effia (Figure 6)).

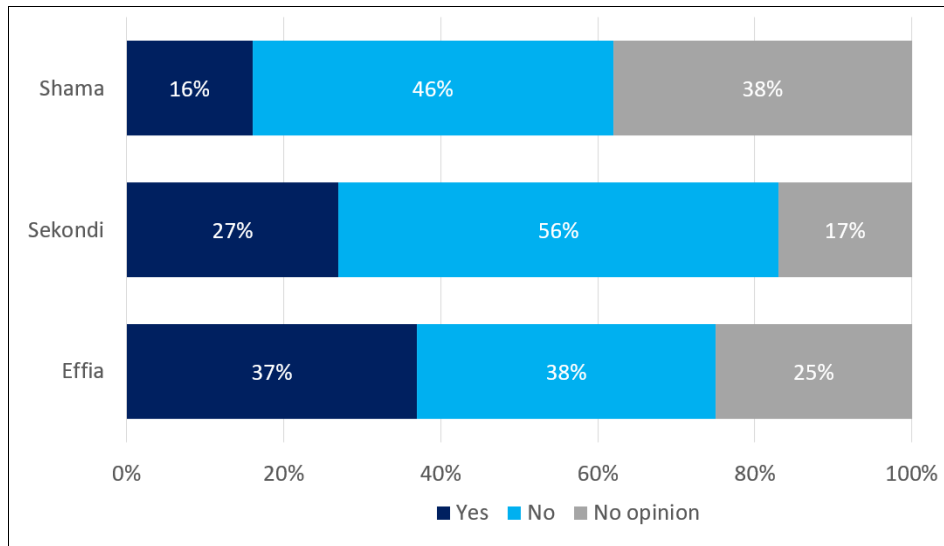


Figure 6 Is the government doing enough to fight corruption?

8. How have you responded to the introduction of the E-levy?

The polls show voters in Shama have responded very negatively to the MoMo tax with only 16% saying they have continued to use it the same way as before the tax was introduced (see Figure 7). 22% of them said, they have completely stopped using MoMo and further 16% saying they use it but less now.

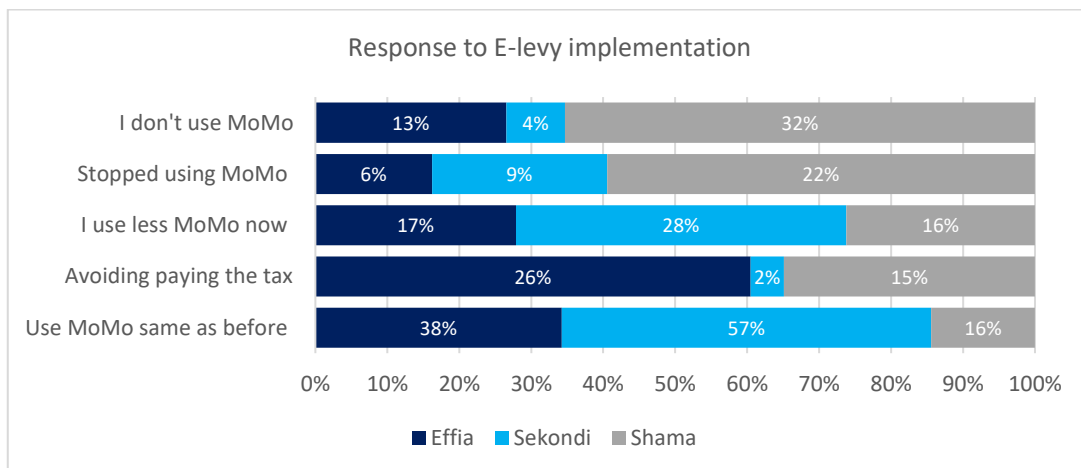


Figure 7 Voters' response to E-levy

Another 15% said they have devise ways to avoid paying the MoMo tax. However, majority of voters in Effia and Sekondi continue to use the MoMo without any change in their behaviour (38% for Effia and 57% for Sekondi).

9. How Likely would you vote for a party that seeks to abolish the tax?

In what could be a big blow to the NPP which introduced the Electronic Tax, majority of voters in all the constituencies would consider voting for a party that promises to abolish the levy if voted into power (see Figure 8).

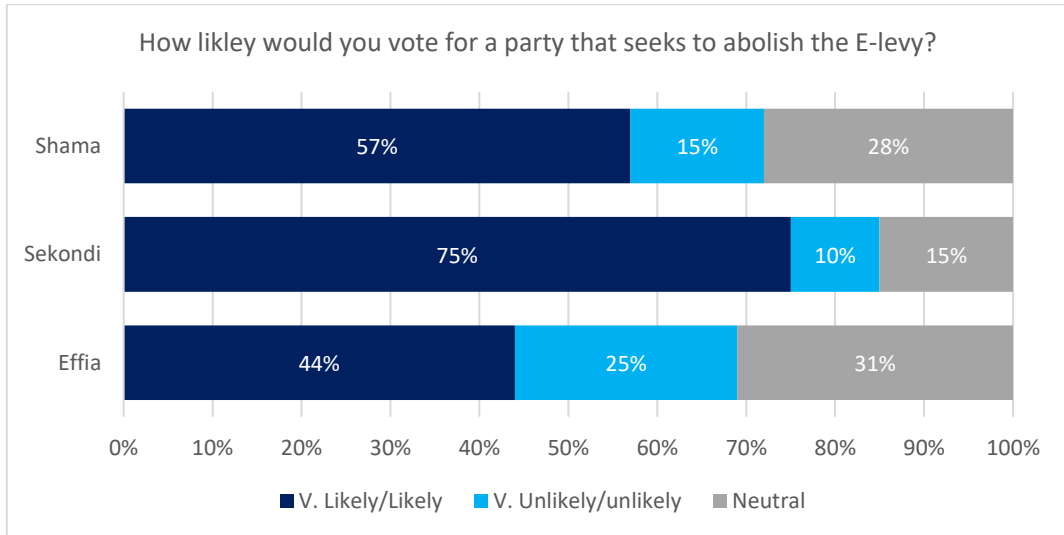


Figure 8 Voting for a party that promises to abolish the E-levy?

In Effia, 44% of voters would consider voting for a party that will abolish the levy, whilst 75% will do so in Sekondi and 57% in Shama. The electoral consequences for the electronic levy tax could be damaging for a party that is on the backfoot and seeking re-election.

10. What would you consider before voting for a candidate in the 2024 elections?

For Effia constituency, water and sanitation ranks highest with 15%, follow by Jobs, Education with 13% each (see

Figure 9). Another 13% of voters say, so long as you are from their party, that will be important for them.

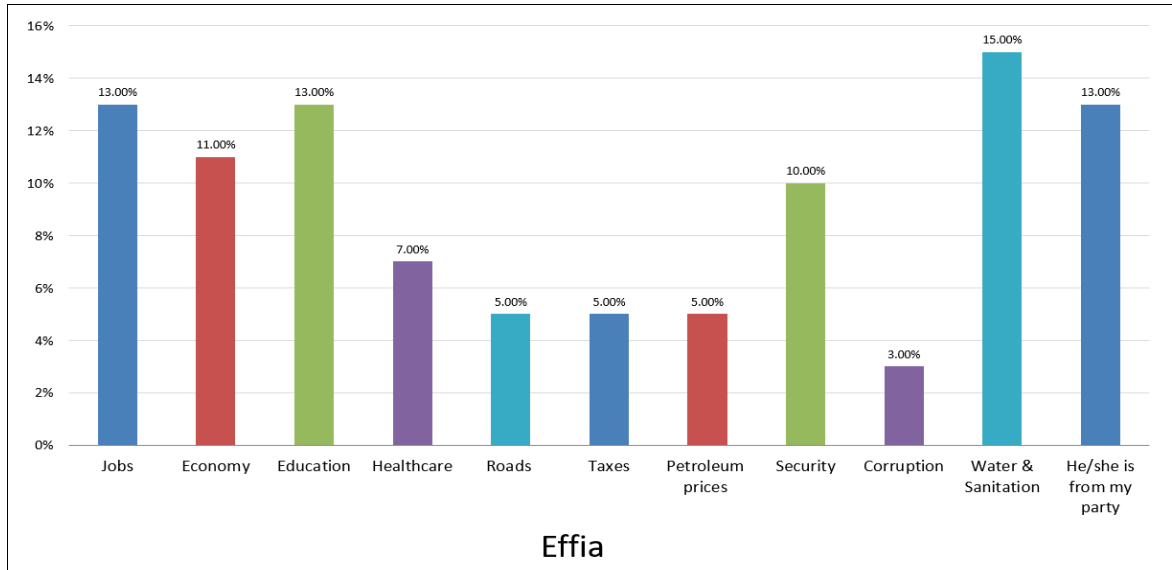


Figure 9 Tops issues for earn vote in 2024- Effia constituency

In Sekondi, it is jobs, 20%, education, 19%, roads, 15% and water and sanitation 14% (see Figure 10). Prices of fuel is also ranking high at 12%.

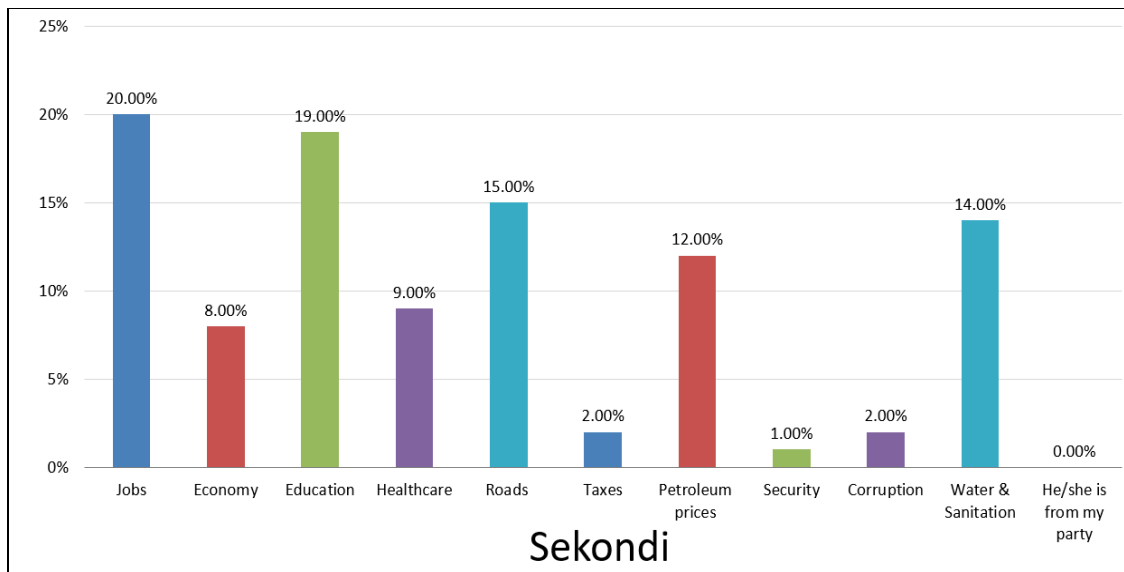


Figure 10 Tops issues for earn vote in 2024- Sekondi

In Shama, it is the economy, education, jobs and sanitation with 14%, 22%, 18% and 12% respectively (see Figure 11). In all, water and sanitation remain a big issue in the three constituencies.

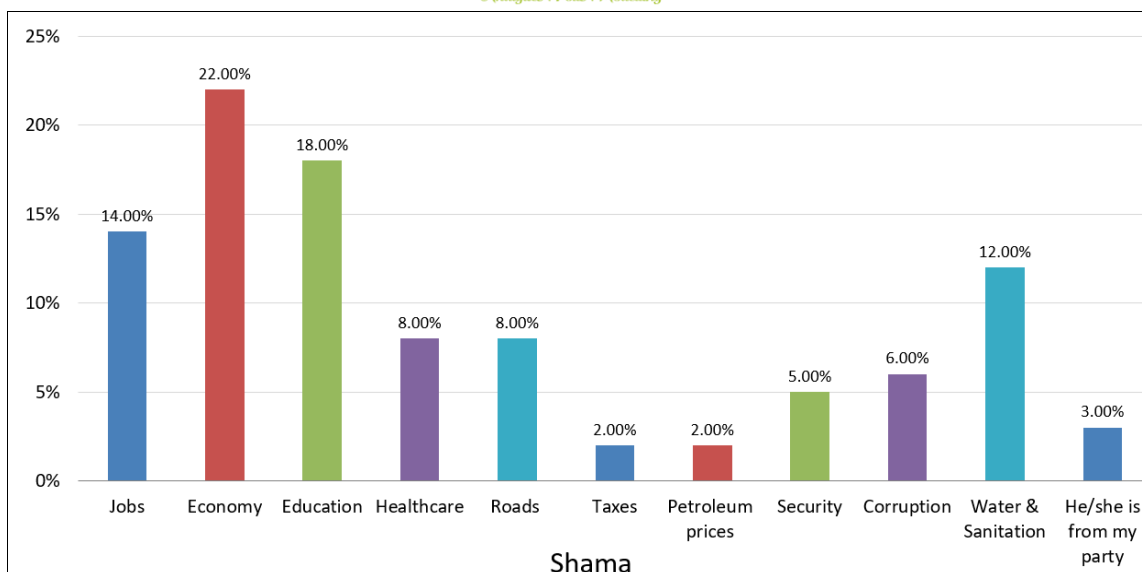


Figure 11 Tops issues for earn vote in 2024- Shama

11. If you were a delegate at the next NPP Primaries which of the following candidates would you vote for?

In the race for the NPP flagbearer, Shama constituency delivered a blow to the two leading contenders as the MP for Assin Central, Kennedy Agyapong snatched the constituency with 15% of the votes (see Figure 12)

Table 1 NPP primaries- voters' choice

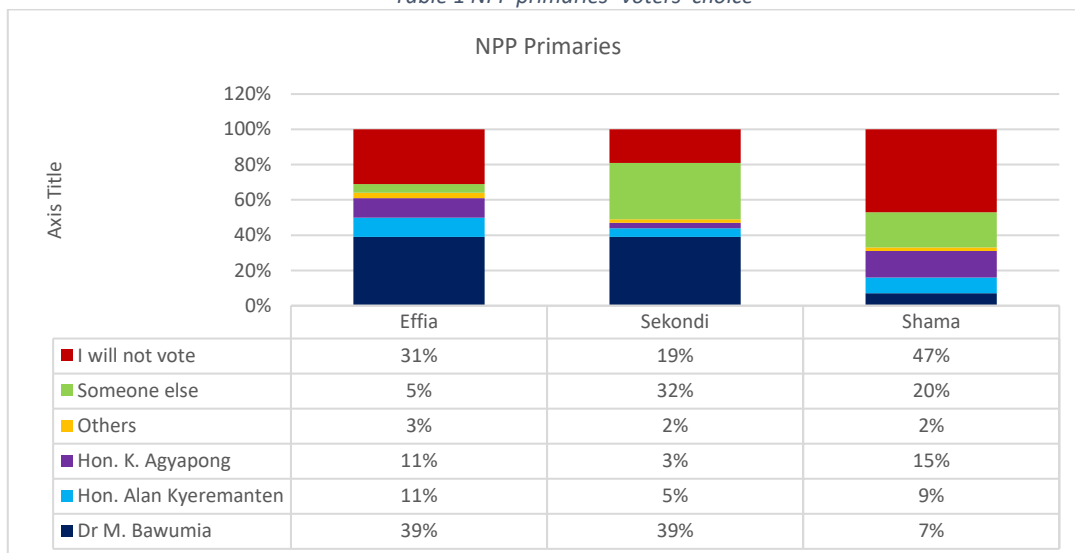


Figure 12 - NPP Primaries- Voters Choice

Dr Bawumia and Hon. Kyeremanten recorded single digits, with a whopping 47% of the voters saying they will not vote and 20% said they prefer someone else. The polls find Dr Mahamudu Bawumia winning both Effia and Sekondi comfortably but with less than 40% of the votes.

Among voters who are NPP affiliated, Dr Bawumia wins 64% in Effia with Alan winning only 19% and Kennedy Agyepong 11% (see Figure 13). In Sekondi, Dr Bawumia wins 87% of NPP support whilst Hon. Kyeremanten pulls only 7% and Kennedy Agyepong records a meagre 1%.

However, in Shama, where Kennedy had a surprising lead, he only attracted 29% of NPP support with Dr Bawumia coming second with 17% and Hon. Kyeremanten, 14%. Over a third of voters will not vote or prefer to vote for someone else to lead the party in 2024 general election.

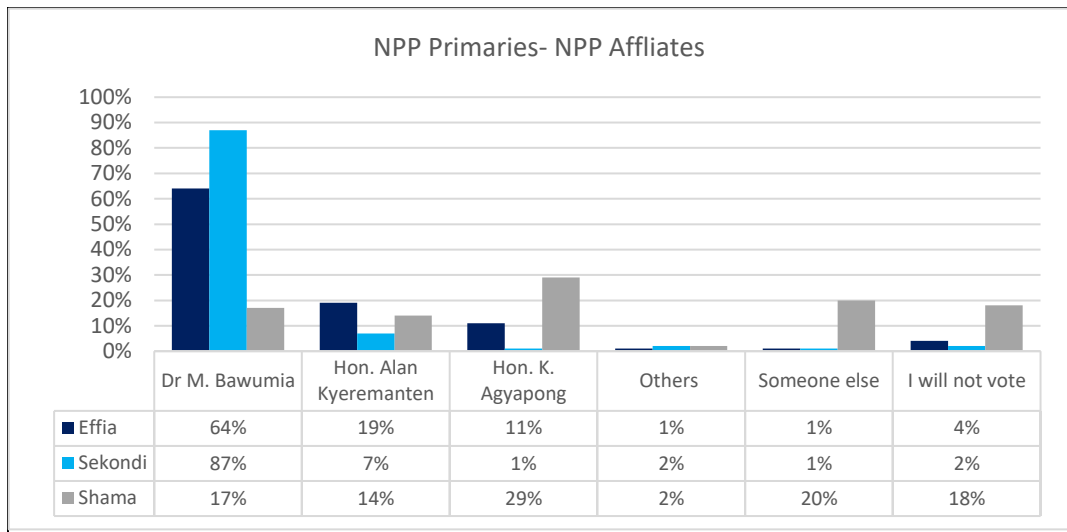


Figure 13 NPP Primaries- NPP Affiliates

12. If you were a delegate at the next NDC primaries which of the following candidates would you vote for?

In all the constituencies, H.E. John Mahama wins against all his challengers albeit with lower percentages as the NDC is not visible in those constituencies (see Figure 14).

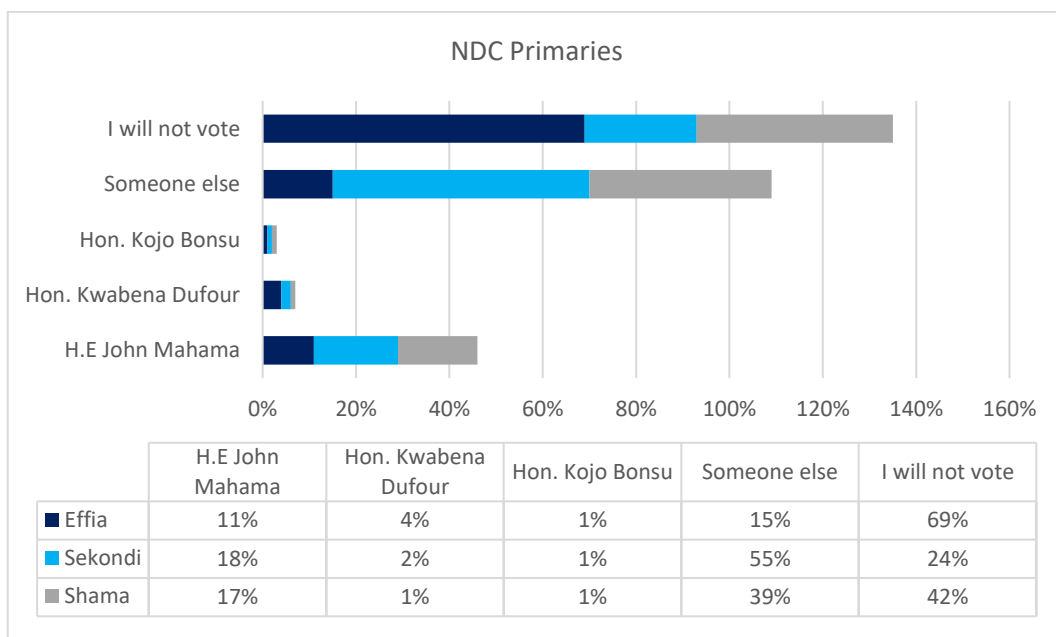


Figure 14 NDC Primaries- Voters' Choice

Most voters in the constituencies would prefer someone else to lead the NDC and significant proportion saying they will not vote.

13. General Election – Dr Bawumia v John Mahama

In the general election scenarios for the contest between H.E. Dr Mahamudu Bawumia and H.E. John Mahama in Effia constituency, the vice president wins Effia with 44% of the votes whilst the former presidents secured only 15% and further 13% said someone else. Approximately 28% of voters in the constituency said they will not vote (see Figure 15).

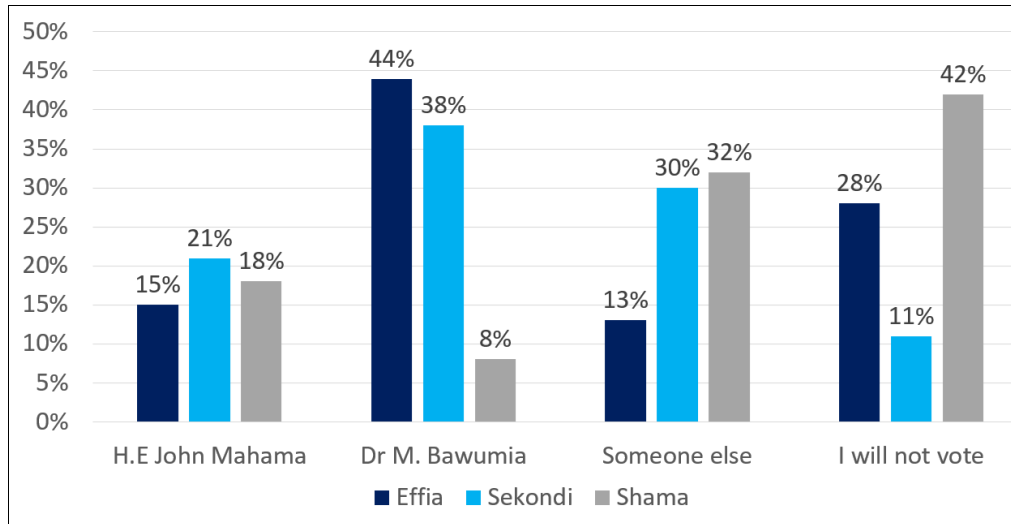


Figure 15 Head-to-head- Dr Mahamudu Bawumia v H.E. John Mahama

In Sekondi, Dr Bawumia wins 38% compared to John Mahama’s 21% with 30% saying someone else. 11% of voters do not plan to vote in the 2024 elections. In Shama, where approximately 42% of voters said they will not vote and 32% saying they would vote for someone else, John Mahama wins against Dr Mahamudu Bawumia as 18% of voters backs him with 8% backing Dr Bawumia.

14. General Election – Hon. Alan Kyeremanten v John Mahama

The introduction of the Trade and Industry Minister, Alan Kyeremanten into the race against the former president did not change the fundamental of the race as the NPP candidate win Effia and Sekondi and again lose in Shama against H.E. John Mahama (see Figure 16).

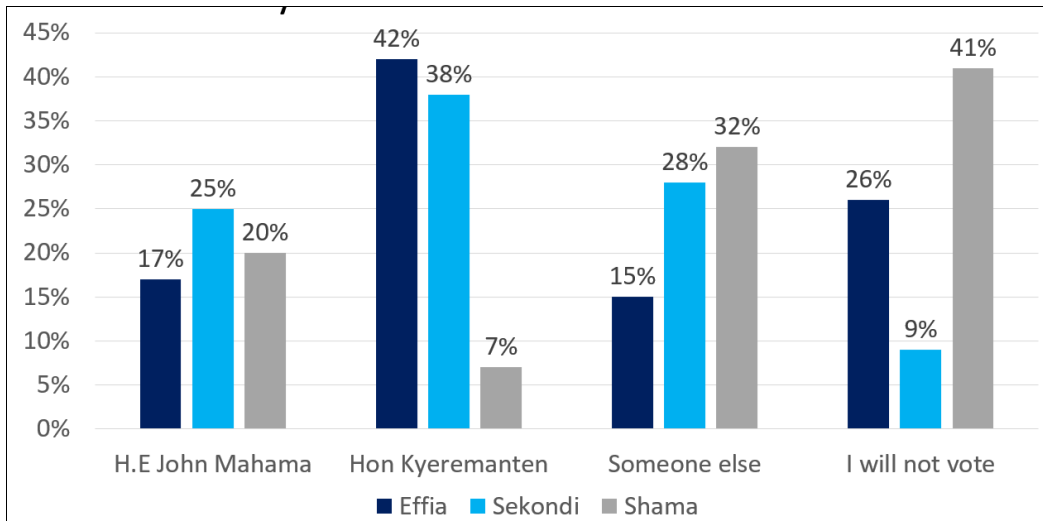


Figure 16 Head-to-head- Hon. Alan Kyeremanten v H.E. John Mahama

15. General Election – MPs hypothetical

For Effia constituency, the poll found Hon Joseph Cudjoe safe and could easily win primaries and if he does, we expect him to win re-election as he polled 52% of the popular votes (see Figure 17).

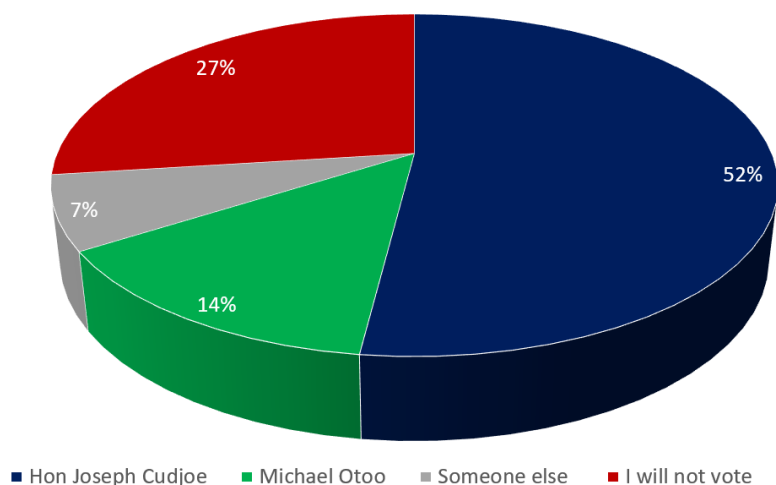


Figure 17 Head-to-head- Effia constituency race (Hypothetical)

In the case of Sekondi, the Deputy Minister of Energy, Hon. Andrew Agyapa Mercer is still in trouble as the special poll confirms he is below 50% support for his re-election back. Though the parliamentary election in Ghana is based on first past the post system, in a tough election year for the government, this is too low for comfort. Only 39% of voters indicated they intend to vote for him, whilst 16% plan to vote for his previous challenger in a hypothetical race (see Figure 18). Approximately 20% of voters said they would vote for someone else and 25% said they will not vote at all.

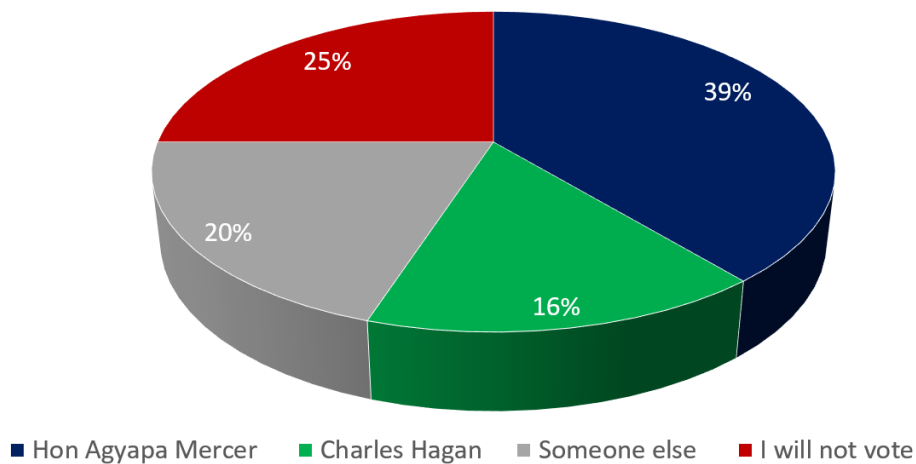


Figure 18 Sekondi constituency race (Hypothetical)

However, in Shama, Hon Samuel Abakah, MP is in deep trouble as only 15% of voters plan to vote for him in a hypothetical race in the general election (see Figure 19). The NDC candidate Gabriel Assilfie, could not capitalize on the unpopularity of the incumbent MP as he garners only 4% of the votes.

It is unclear what impact, if any, a fresh candidate from the NDC could have on the race in Shama if Hon. Abakah remains the NPP candidate in the general elections. In the Shama constituency, a whopping 44% of the voters said they will not vote and a further 37% said they will vote for someone else. This could lead to a completely new faces on both NPP and NDC tickets for the constituency in 2024.

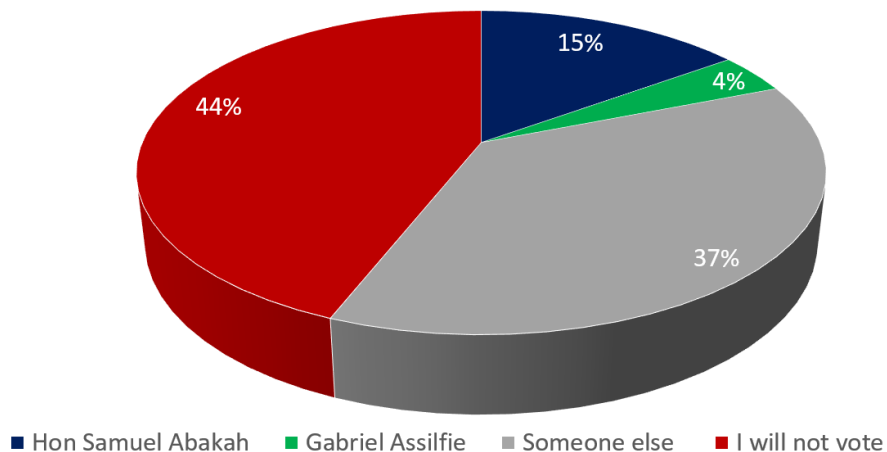


Figure 19 Shama constituency race (Hypothetical)

16. Party Affiliations

The polls show NPP is the dominant party in all the three constituencies with Effia registering more than half of voters (see Figure 20).

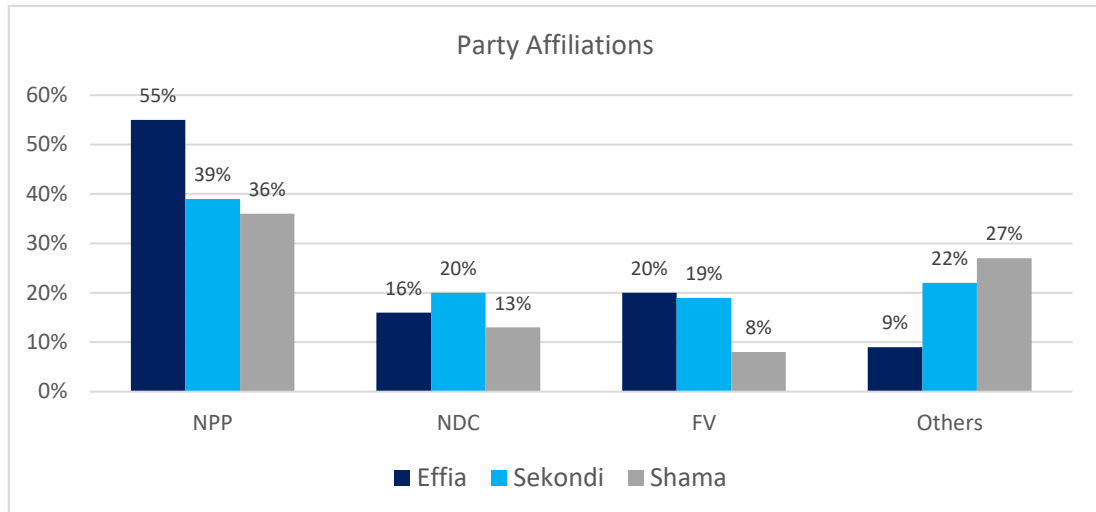


Figure 20 Party Affiliations

Methodology and Approach

Sample Size: 384 interviews were conducted in each of the constituencies.

Confidence Interval: 95%

Margin of Error: MoE of $\pm 5\%$

Sampling Frame: The 2020 EC's voters' register was used as a sampling frame.

Sampling Method

- 13 electoral areas were randomly selected from Effia constituency, 9 from Sekondi constituency and 12 from Shama constituency.
- Sample were allocated to each electoral area based on total number of voters in that electoral area.

Fieldwork:

- Interviews were carried out in the field between 19th June to 24th June 2022.
- Data collection was aided by survey app with GPS, audio, and video recording functionality.
- Results were collected in real-time

For further information please contact:
Mr. Mussa K. Dankwah,
Executive Director,
Global InfoAnalytics Ltd
Mob: 0541 222 634/0265 441 450
Email: m.dankwah@globalinfoanalytics.com

Visit www.globalinfoanalytics.com or www.ghanabattlegroundpolls.com

for more polling reports